

Yearbook 2023/24

Updated Edition April 2024



Organisation
of European
Cancer Institutes

OECI Yearbook 2023-2024

Editors:

Giovanni Apolone^{1,2} and Claudio Lombardo^{1,3}

1. Organisation of the European Cancer Institutes, Brussels

2. Fondazione IRCCS- Istituto Nazionale dei Tumori di Milano, Milan

3. SOS Europe Srl, Genoa

The contents of this Edition of the Yearbook are under the responsibility of the OECI Members.

Publisher:

Organisation of European Cancer Institutes

European Economic Interest Grouping

Registre des Personnes Morales N. 0473647634

D/2022/12/243/3

ISBN N.: 9789082576672

c/o Fondation Universitaire, Rue d'Egmont 11

B-1000 Brussels, Belgium

www.oeci.eu - oeci@oeci.eu

Editorial Office:

OECI Liaison Office

Graphic Designer: Studio Sichel, Italy

Welcome of the OECI President

Dear OECI Members,

I am delighted to introduce you the 10th Edition of the OECI Yearbook, a unique promotional tool designed to offer a complete overview of the members that have joined our community and highlight their excellence, skills and competences.

We are taking steps to digitise our publishing materials to reduce paper use and minimise our environmental impact. In order to become more sustainable, starting from this year the OECI Yearbook will be published in e-book format on the OECI website.

Our Yearbook features a thorough description of the OECI Membership; it also constitutes a space of archive and outline of our Grouping's activities and their evolution over time. Today, our organisation regroups 141 Members, which includes some of the world's most prominent Comprehensive Cancer Centres. 19 new Members joined OECI at the OECI Oncology Days 2023, we are delighted to warmly welcome and introduce them for the first time in this Edition of the Yearbook.

We are growing on a truly global scale. I believe we are called to think, and act accordingly. This means continually adapting, and improving the way we are addressing our patient's needs as a close-knit community geared towards the same goal: closing the cancer gap. As we continue expanding across Europe, we are also intensifying our interactions with extra-European countries. These include - but are not limited to - Mediterranean countries, such as Lebanon, that has joined the OECI Membership this year, as well as in Jordan and Latin American institutes, which are enthusiastic to foster a collaboration with OECI in order to design a sister network in Latin America.

A significant milestone has been achieved in 2023 as we have certified our first extra-European cancer centre in Chile – Fundación Arturo López Pérez (FALP), which is now an OECI Cancer Centre, thus bringing our A&D network to regroup 34 Comprehensive Cancer Centres, 19 Cancer Centres and a Comprehensive Cancer Network. In addition, we are currently certifying our second Cancer Network, and a new set of standards - the OECI European Quality Standards for Cancer Networks - have been piloted this year for the 2nd time in the Oncology Network South-East Netherlands (OncoZON).

The reality is that today, cancer patients and survivors do not benefit from the same treatment standards. Over the past years, we have increasingly learnt the benefits of proactively co-designing with patients the decisions related to their cancer journey. This is an important step forward, and the reason why OECI is remodelling its Working Groups and relaunching its Patients' WG, which is presently working on a new Programme of Activities.

Our mission to build a strong community of cancer centres closely aligns with Europe's Beating Cancer Plan and the EU Cancer Mission. The Programmes aim to ensure that by

2030, 90% of all patients should have access to National Comprehensive Cancer Centres linked through a EU Network. These include the Comprehensive Cancer Infrastructures for Europe (CCI4EU) CSA, which was launched on 1 May 2023 under the coordination of OECI. CCI4EU brings together a large network of 27 Member States and 5 Associated Countries in a capacity building programme designed to rethink the cancer culture and reduce inequalities.

It is essentially a matter of connecting the dots and keeping the system alive. A real network is something more than a list of members. It is a community of people who cooperate in a dynamic multidirectional system. One of the objectives of my Presidency, in addition to ensuring continuity and sustainability, will be to further galvanise our Members' involvement in our Organisations' programme of activities, which include, among others:

- Enlarging the OECI Board, mindful of a healthy geographic and gender representation
- Creating an Advisory Board of young scientists to the OECI President and the OECI Board
- Redirecting and creating new Working Groups on emerging topics of interest to our community
- Providing training courses on topics related to European projects
- Selecting and co-financing projects proposed by young researchers
- Reducing fees for institutes in countries afflicted by geopolitical or economic difficulties

In essence, transforming the points that now identify the OECI Members on the map of Europe into a more interactive network, a living community connected by common objectives and shared activities. The strength of this dynamic network is evident when our entire community comes together during the OECI Oncology Days, which will take place in Helsinki on 11-14 June 2024.

I see more opportunities ahead for OECI to make a difference in the world of oncology, which I am committed to pursuing in its name. Before we set our minds on the next big tasks at hand, I want to express my appreciation and thanks: I wish to give thanks to all those who have helped to establish and develop OECI, which is today the world's largest cancer organisation.

Finally, thank you our dear Members, for your contribution to making our community a place of excellence, openness and creative dialogue.



Giovanni Apolone
OECI President

The OECI Board

	President and Chairperson OECI EU Affairs Giovanni Apolone Italy
	Past President Thierry Philip France
	Executive Secretary Iwona Ługowska Poland
	Treasurer Manuel Lombart Fuertes Spain
	Elected Member Christian Brandts Germany
	Elected Member Maja Čemažar Slovenia
	Elected Member József Lövey Hungary
	Elected Member Chairperson OECI Gender Equality Jacqueline Stouthard The Netherlands

Co-opted Members to the OECI Board

	OECI General Manager Claudio Lombardo Belgium - Italy
--	---

Accreditation and Designation Programme

	A&D Board Chairperson Jean-Benoît Burrión Belgium					A&D Quality Director Simon Oberst Denmark
--	---	--	--	--	--	---

Working Groups

	Biobanks and Molecular Pathobiology WG Chairperson Giorgio Stanta Trieste, Italy		Cancer Outcomes Research WG Chairperson Cinzia Brunelli Milan, Italy
	Cancer Economics WG Chairperson Wim H. van Harten Amsterdam, The Netherlands		Collaboration for Good Practices with Patients WG Chairperson Pending

OECI-EEIG Brussels Office - c/o Fondation Universitaire - 11, Rue d'Egmont
Phone: +32 2 512 0146, B-1000 Brussels, Belgium
www.oeci.eu oeci@oeci.eu

2024 Helsinki, Finland	Giovanni Apolone	
2023 Paris, France	Philip / Giovanni Apolone (transition year)	
2022 Valencia 2021 Milan, Italy Virtual Event 2020 Virtual Event 2019 Bari, Italy	Thierry Philip	
2018 Poznań, Poland	de Valeriola / Philip (transition year)	
2017 Brno, Czech Republic 2016 Brussels, Belgium 2015 Porto, Portugal	Dominique de Valeriola	
2014 Cluj-Napoca, Romania	van Harten / de Valeriola (transition year)	
2013 Brussels, Belgium 2012 Berlino, Germany	Wim H. van Harten	
2011 Amsterdam, The Netherlands	Pierotti / van Harten (transition year)	
2010 Budapest, Hungary 2009 Manchester, UK	Marco A. Pierotti	
2008 Genoa, Italy	Ringborg / Pierotti (Transition year)	
2007 Copenhagen, Denmark 2006 Izmir, Turkey	Ulrik Ringborg	
2005 Athens, Greece	Tursz / Ringborg (Transition year)	
2004 Berlin, Germany 2003 Paris, France	Thomas Tursz	
2002 Lisbon-Sesimbra, Portugal	Storme / Tursz (Transition year)	
2001 Milan, Italy 2000 Valencia, Spain	Guy Storme	
1999 Brno, Czech Republic	Kulakowski / Storme (Transition year)	

1998 Stockholm, Sweden	Andrzej Kulakowski	
1997 Lausanne, Switzerland		
1996 Athens, Greece	zur Hausen / Kulakowski (Transition year)	
1995 Ljubljana, Slovenia 1994 Berlin, Germany	Harald zur Hausen	
1993 Porto, Portugal	Bodmer / zur Hausen (Transition year)	
1992 Amsterdam, The Netherlands 1991 Manchester, UK	Walter Bodmer	
1990 Rome, Italy	Eckhardt / Bodmer (Transition year)	
	Sandor Eckhardt **	
1989 Brussels, Belgium	Einhorn / Eckhardt (Transition year)	
1988 Ankara, Turkey 1987 Bratislava, Slovakia	Jerzy Einhorn	
1986 Heidelberg, Germany	Lagarde / Einhorn (Transition year)	
1985 Budapest, Hungary 1984 Milan, Italy	Claude Lagarde	
1983 Bordeaux, France	Wrba / Lagarde (Transition year)	
1982 Moscow, Russia	Heinrich Wrba	
1981 Sutton, UK	Veronesi / Wrba (Transition year)	
1980 Rhodes, Greece	Umberto Veronesi*	
1979 Dubrovnik, Croatia	Heinrich Wrba	

* Acted as Chairman of OECD while President of the UICC

** Resigned in 1991 to become President of the UICC

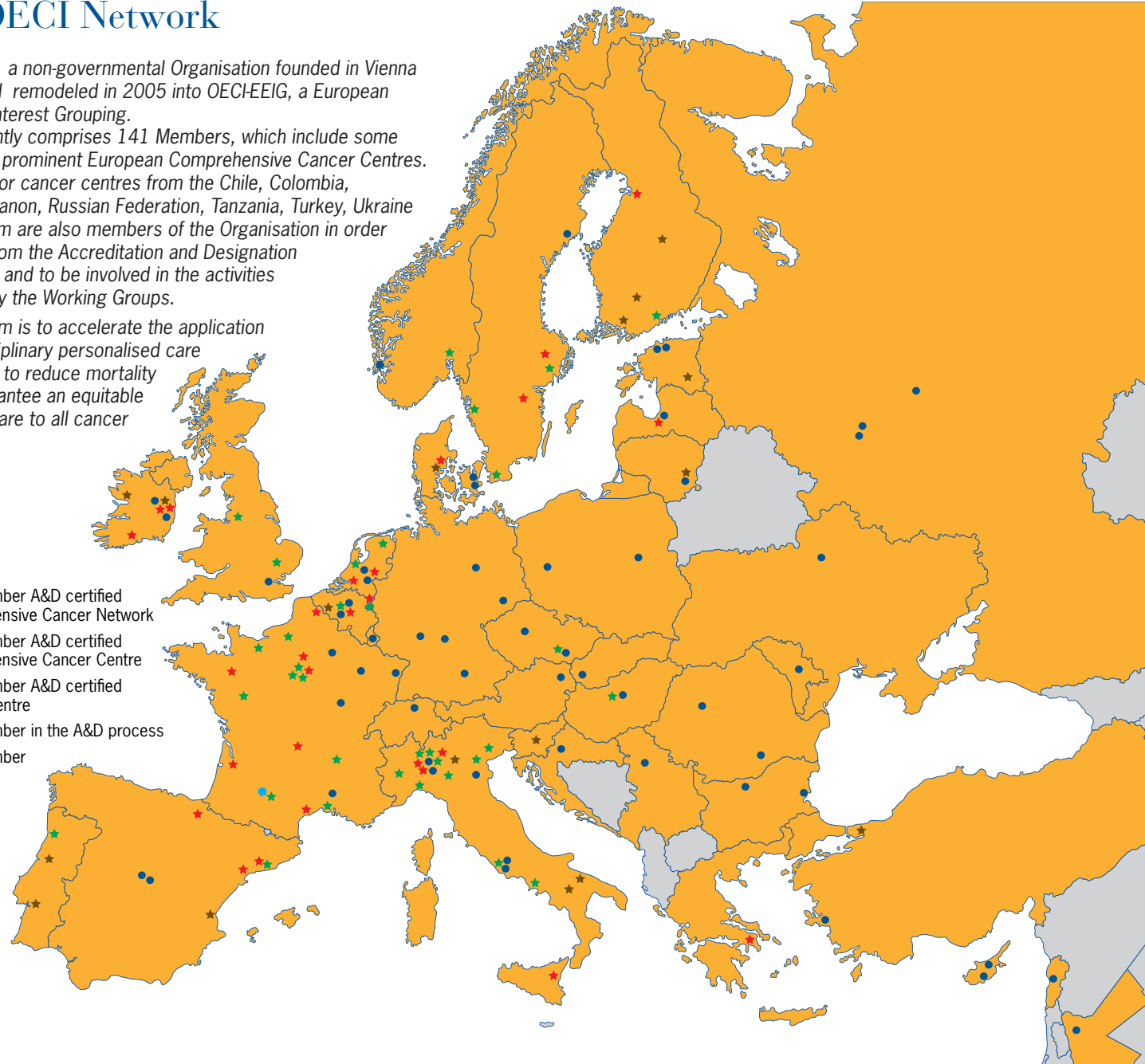
The OECI Network

The OECI is a non-governmental Organisation founded in Vienna in 1979 and remodeled in 2005 into OECI-EEIG, a European Economic Interest Grouping.

OECI presently comprises 141 Members, which include some of the most prominent European Comprehensive Cancer Centres. Several major cancer centres from the Chile, Colombia, Jordan, Lebanon, Russian Federation, Tanzania, Turkey, Ukraine and Viet Nam are also members of the Organisation in order to benefit from the Accreditation and Designation Programme and to be involved in the activities promoted by the Working Groups.

The OECI aim is to accelerate the application of multidisciplinary personalised care approaches to reduce mortality and to guarantee an equitable access to care to all cancer patients.

- ★ OECI Member A&D certified Comprehensive Cancer Network
- ★ OECI Member A&D certified Comprehensive Cancer Centre
- ★ OECI Member A&D certified Cancer Centre
- ★ OECI Member in the A&D process
- OECI Member



The OECD membership / Index

Austria		
• Comprehensive Cancer Center Vienna, Vienna	13	
Belgium		
★ Institut Jules Bordet (IJB), Brussels	14	
★ Kortrijk Kankercentrum AZ Groeninge, Kortrijk	16	
★ Leuven Kankerinstituut (LKI), Leuven	18	
• Oncologisch Centrum UZ Brussel, Brussels	20	
• Institut Roi Albert II Cliniques universitaires Saint-Luc, Brussels	22	
Bulgaria		
• Multiprofile Hospital for Active Treatment Heart and Brain Pleven, Pleven	24	
• Bulgarian Joint Cancer Network (BJCN), Varna	26	
Chile		
★ Instituto Oncológico Fundación Arturo López Pérez (FALP), Santiago	28	
Colombia		
• Instituto Nacional de Cancerología ESE, Bogota	29	
Croatia		
• Klinika za tumore Klinički bolnički centar Sestre milosrdnice, Zagreb	30	
Cyprus		
• German Oncology Center (GOC), Limassol	32	
• Bank of Cyprus Oncology Centre, Nicosia	34	
Czech Republic		
★ Masarykův onkologický ústav, Brno	36	
• Fakultní nemocnice v Motole, Prague	38	
• Institut biostatistiky a analýz Lékařská fakulta Masarykovy univerzity, Brno	40	
Denmark		
★ Vejle Sygehus, Patienternes Kræftsygehus en del af Sygehus Lillebælt, Vejle	42	
★ Aarhus Universitetshospital, Aarhus	44	
• Copenhagen Comprehensive Cancer Center (CCCC) Department of oncology Rigshospitalet, Copenhagen	46	
• Copenhagen Comprehensive Cancer Center (CCCC) Department for cancer treatment, Herlev and Gentofte Hospital, Herlev	48	
Estonia		
★ Sihtasutus Tartu Ülikooli Kliinikum, Tartu	49	
★ North Estonia Medical Centre, Tallinn	50	
★ AS Ida-Tallinna Keskhaigla, Tallinn	52	
Finland		
★ HUS Syöpäkeskus Helsingin Yliopistollinen Sairaala, Helsinki	54	
★ TYKS Syöpäkeskus Turun Yliopistollinen Sairaala, Turku	56	
★ TAYS Syöpäkeskus Tampereen Yliopistollinen Sairaala, Tampere	58	
★ KYS Syövänhoitokeskus Kuopion Yliopistollinen Sairaala, Kuopio	60	
★ OYS Oulun Yliopistollinen Sairaala, Oulu	62	
France		
• Association Toulousaine d'Oncologie Publique (ATOP), Toulouse	64	
★ Centre Léon Bérard, Lyon	66	
★ Institut Curie, Paris	68	
★ Institut Paoli – Calmettes, Marseille	70	
★ Institut Universitaire du Cancer de Toulouse-Oncopole, Toulouse	72	
★ Assistance Publique - Hôpitaux de Paris Institut Universitaire de Cancérologie APHP, Sorbonne Université, Paris	74	
★ Institut du cancer Paris CARPEM AP-HP.Centre-Université Paris Cité, Paris	76	
★ Centre François Baclesse, Caen	78	
★ Institut de Cancérologie de l'Ouest (ICO), Angers - Saint Herblain	80	
★ Centre Henri Becquerel, Rouen	82	
★ Gustave Roussy, Villejuif	84	
★ Centre Jean Perrin, Clermont-Ferrand	86	
★ Institut du Cancer de Montpellier (ICM), Montpellier	88	
★ Cancer Institute AP-HP. Nord - Université Paris Cité, Paris	90	
★ Centre de lutte contre le cancer Eugène Marquis, Rennes	92	
★ Centre Oscar Lambret, Lille	94	
★ Institut Bergonié, Bordeaux	96	
• ICANS Institut de cancérologie Strasbourg Europe, Strasbourg	98	
• Institut Godinot, Reims	100	
• Centre de Lutte Contre le Cancer Georges-François Leclerc, Dijon	102	
• Institut de Cancérologie de Lorraine, Vandoeuvre-les-Nancy	104	
• Institut Sainte Catherine, Avignon	106	
Germany		
• Deutsches Krebsforschungszentrum (DKFZ), Heidelberg	108	
• Nationales Centrum für Tumorerkrankungen Dresden NCT/UCC, Dresden	110	
• Charité Comprehensive Cancer Center, Berlin	112	
• Universitäres Centrum für Tumorerkrankungen (UCT), Frankfurt	114	
• Comprehensive Cancer Center München, Munich	116	
Greece		
★ General Oncology Hospital of Athens "Saint Savvas", Athens	118	
Hungary		
★ Országos Onkológiai Intézet, Budapest	120	
• Országos Korányi TBC és Pulmonológiai Intézet, Budapest	122	
Ireland		
★ Trinity St. James's Cancer Institute, Dublin	124	
★ Beaumont RCSI Cancer Centre, Dublin	126	
★ Saolta University Cancer Network, Galway University Hospitals, Galway	128	
★ Cork University Hospital/University College Cork, Corkú	130	
★ St Vincent's UCD Cancer Centre, Dublin	132	
• The Mater Private Cancer Centre, Dublin	134	
• The Mater Misericordiae University Hospital, Dublin	136	
Italy		
★ Centro di Riferimento Oncologico di Aviano (CRO), IRCCS, Aviano	138	
★ IRCCS Ospedale Policlinico San Martino, Genoa	140	
★ Istituto Europeo di Oncologia, Milan	142	
★ Fondazione IRCCS - Istituto Nazionale dei Tumori, Milan	144	
★ Istituto Nazionale Tumori IRCCS "Fondazione G.Pascale" (INT-Pascale), Naples	146	
★ Istituto Nazionale Tumori Regina Elena, Rome	148	
★ Istituto Oncologico Veneto IRCCS-IOV, Padua	150	

★ Azienda Unità Sanitaria Locale di Reggio Emilia - IRCCS Istituto in Tecnologie Avanzate e Modelli Assistenziali in Oncologia, Reggio Emilia	152	
★ IRCCS Istituto Clinico Humanitas, Rozzano (Milan)	154	
★ Istituto di Candiolo FPO-IRCCS, Candiolo (Turin)	156	
★ Istituto Tumori Giovanni Paolo II, Istituto di Ricovero e Cura a Carattere Scientifico, Bari	158	
★ IRCCS, Centro di Riferimento Oncologico della Basilicata (CROB), Rionero in Vulture (Potenza)	160	
★ IRCCS Ospedale Sacro Cuore Don Calabria, Negrar di Valpolicella (Verona)	162	
★ Ospedale San Raffaele (OSR), Milan	164	
★ Istituto Oncologico del Mediterraneo s.p.a. (IOM), Viagrande (Catania)	166	
★ ASST Spedali Civili di Brescia (SCH), Brescia	168	
★ Fondazione IRCCS Policlinico San Matteo, Pavia	170	
• IFOM ETS, Milan	172	
• IRCCS Istituto Romagnolo per lo Studio dei Tumori «Dino Amadori» - IRST s.r.l., Meldola (Forlì-Cesena)	174	
• Fondazione Policlinico Universitario Agostino Gemelli IRCCS, Rome	176	
• Istituto di Ricerche Farmacologiche Mario Negri IRCCS, Milan	178	
• Istituto Dermatologico San Gallicano, Rome	179	
Jordan		
• King Hussein Cancer Center, Amman	181	
Latvia		
★ SIA Rīgas Austrumu klīniskā universitātes slimnīca, Riga	182	
• Paula Stradiņa Klīniskā universitātes slimnīca, Riga	184	
Lebanon		
• Naef K Basile Cancer Institute at the American University of Beirut Medical Center, Beirut	186	
Lithuania		
★ National Cancer Institute, Vilnius	188	
• Vilnius University Hospital Santaros Klinikos, Vilnius	190	
Luxembourg		
• Institut National du Cancer (INC), Strassen	191	
Moldova		
• Public Health Institution Oncological Institute, Chisinau	192	
Norway		
★ Oslo Universitetssykehus (OUS), Oslo	194	
• Helse Bergen HF (Haukeland University Hospital), Bergen	196	
Poland		
• Narodowy Instytut Onkologii im. Marii Skłodowskiej-Curie Państwowy Instytut Badawczy, Warsaw	198	
• Wielkopolskie Centrum Onkologii, Poznań	200	
Portugal		
★ Instituto Português de Oncologia do Porto Francisco Gentil, E.P.E. (IPO-Porto), Porto	202	
★ Instituto Português de Oncologia de Lisboa Francisco Gentil, E.P.E. (IPO-Lisboa), Lisbon	204	
★ Instituto Português de Oncologia de Coimbra Francisco Gentil, E.P.E. (IPO-Coimbra), Coimbra	206	
Romania		
• The "Prof. Dr. Ion Chiricuta" Institute of Oncology (IOCN), Cluj-Napoca	208	
• Institutul Oncologic "Prof. Dr Alexandru Trestitoreanu" Bucuresti, Bucharest	210	
Russia Federation		
• Tatarstan Cancer Center "TCC", Kazan	212	
• N.N. Blokhin Russian Cancer Research Centre, Moscow	212	
• National Medical Research Radiological Centre (NMRRC), Moscow	212	
Serbia		
• Oncology Institute of Vojvodina, Sremska Kamenica	214	
Slovakia		
• Biomedicínske centrum Slovenskej akadémie vied, Bratislava	215	
Slovenia		
★ Onkološki Inštitut Ljubljana, Ljubljana	216	
Spain		
★ Vall d'Hebron Barcelona Campus Hospitalari, Barcelona	218	
★ Fundación Instituto Valenciano de Oncología IVO, Valencia	220	
★ Institut Català d'Oncologia ICO, L'Hospitalet de Llobregat (Barcelona)	222	
• Cancer Center Clínica Universidad de Navarra, Pamplona	224	
★ Institut d'Oncologia de la Catalunya Sud Hospital Universitari Sant Joan de Reus, Reus	226	
• Centro Integral Oncológico Clara Campal, Madrid	228	
• Fundación Jiménez Díaz University Hospital, Madrid	230	
Sweden		
★ Karolinska Institute and University Hospital, Stockholm	232	
★ Skånes Universitetssjukhus, Lund	234	
★ Sahlgrenska University Hospital, Göteborg	236	
★ Uppsala University Hospital, Uppsala	238	
★ Linköpings Universitetssjukhus, Linköping	240	
• Norrlands Universitetssjukhus, Umeå	242	
Switzerland		
• Comprehensive Cancer Center Zürich (CCCZ), Zurich	244	
Tanzania		
• The Aga Khan Hospital, Dar es Salaam, Dar es Salaam	245	
The Netherlands		
★ Netherlands Cancer Institute, Amsterdam	246	
★ Maastricht University Medical Centre+, Maastricht	248	
★ University Medical Center Groningen Comprehensive Cancer Center (UMCG-CCC), Groningen	250	
★ Erasmus MC Cancer Institute, Rotterdam	252	
★ Rijnstate, Arnhem	254	
★ OncoZON Cancer Network, Maastricht	256	
• IKNL Integraal Kankercentrum Nederland, Utrecht	258	
• Radboudumc Centrum voor Oncologie, Nijmegen	260	
Turkey		
★ Anadolu Sağlık Merkezi, Kocaeli	262	
• Dokuz Eylül Üniversitesi Onkoloji Enstitüsü, Izmir	263	
Ukraine		
• RE Kavetsky Institute of Experimental Pathology, Oncology and Radiobiology of National Academy of Sciences of Ukraine (IEPOR), Kiev	264	
United Kingdom		
★ The Christie NHS Foundation Trust, Manchester	265	
★ Cancer Research UK Cambridge Centre, Cambridge	266	
• King's Health Partners Integrated Cancer Centre, London	267	
Viet Nam		
• Bệnh viện K Việt Nam National Cancer Hospital, Hanoi	268	



Comprehensive Cancer Center Vienna

www.ccc.ac.at

Referring Number
ID 72A
Associate Member

COMPREHENSIVE CANCER CENTER VIENNA



Director's foreword

The Comprehensive Cancer Center (CCC) Vienna of the Medical University of Vienna and the University Hospital Vienna is there to meet the interdisciplinary demand within the optimization of cancer care. We are striving to bundle the strengths of all employees working in the fields of cancer. Our goal is to improve patient care constantly (we run 25 tumorboards with approximately 10.600 patients/year), foster scientific output and provide excellent education and training. We do this according to international standards for Comprehensive Cancer Centers which includes the implementation of a quality management system and a certification by Quality Austria as controlling tool. Furthermore, we actively support Patient Advocacy Groups.

Description of the Centre and history

The CCC was founded in 2010 and unites all institutes and departments of the University dealing with oncology.

Main research activities

The CCC's main research activities focus on basic, translational and clinical research and occur within main structures: the CCC-Clusters, the CCC-Units and the CCC-Platforms.

The 7 CCC Clusters focus on specific research topics in oncology, the 9 CCC Units deal with different tumor entities and operate closely associated with the respective tumorboard. Last but not least

the six CCC-Platforms bundle technological and and oncological know-how.

Education

The CCC organises CCC-TRIO, a scientific meeting in the fields of translational and immunoncology, presenting renowned international experts. In order to foster young scientists the CCC launched the Young CCC. In addition the CCC runs four oncological Ph.D.-programs, sponsors the Summer School on Oncology (a program for students) and hosts a cancer course for the general public, the Cancer School CCC Vienna.


**ONE MORE
REASON TO JOIN
THE OECI IS CERTIFYING
YOUR QUALITY IN
ONCOLOGY!**



Comprehensive Cancer Center Vienna
Spitalgasse 23, BT
86/Ebene 01
1090 Vienna
Austria

Institut Jules Bordet (IJB)

www.bordet.be


Referring Number
ID 19 
Full Member

Director's foreword

Pride in its past, focus on the future, are synonymous with the Institut Jules Bordet. For over 80 years, the Institut Jules Bordet has been providing its patients and the general public with a wide range of cutting edge strategies for dealing with cancer. The Institute, which is an academic one, combines three essential missions: treatment, research and education. Research activities are part and parcel with teaching, care and treatment. Its international reputation draws talented people to the Institute, who discover an environment conducive to fulfilling their human and professional qualities. Driven by a spirit of innovation, the Institute has continuously participated in the development of new diagnostic, therapeutic and preventive techniques, which are quickly made available to the public. Our teams are entirely engrossed in their missions and put respect for human life over and above other considerations. The Institute is above all, a point of contact between care givers and patients, who share a common project: to see that life wins out, by jointly taking on the multiple uncertainties and advances of science, in which they have pinned their hopes and trust.

Description of the Centre and history

First integrated cancer centre in Belgium (since 1939), since 2021, part of the University Hospital of Brussels (HUB) together with Erasme University Hospital and Queen Fabiola Children's University Hospital (HUDERF), Institut Jules Bordet (IJB) counts 250 beds devoted to the most up to date cancer care. With its yearly influx of 6,000 hospitalised patients, 78,000 outpatient consultations, 13,500 outpatient treatments, IJB is a point of reference for integrating research, care and education, in a fully multidisciplinary setting, supported by up-to-the minute facilities. Bordet brings together all the medical and paramedical disciplines at a single site, enabling it to provide the full range of cancer prevention, screening, diagnosis, treatment and rehabilitation services. The Institute employs a staff of 900, including 150 doctors and 100 researchers. Its major translational, clinical and basic research activities result in an average of 150 top-level scientific articles per year. Institut Jules Bordet works with a number of European and American



cancer institutions and international organisations such as the European Organisation for Research and Treatment of Cancer (EORTC) and the Breast International Group (BIG).

Main research activities

Patient-oriented research includes the 120 clinical studies, as well as the activities of 5 translational and basic research laboratories. Molecular immunology, prognostic and predictive markers in breast cancer and melanoma, cell therapy, leukemic immune environment, are some of the main fields for translational research. Aware as it is of the challenges of research, the Institute has participated in the creation of several international networks: the European Organisation for Research and Treatment of Cancer (EORTC), the Multinational Association of Supportive Care In Cancer (MASCC), the Breast International Group (BIG), the European Lung Cancer Working Party (ELCWP), and the Organisation of European Cancer Institutes (OECI).

Core Facilities

Institut Jules Bordet brings together all the medical and paramedical disciplines at a single site, enabling it to provide a full range of cancer prevention, screening, diagnosis, treatment and rehabilitation services. Pioneer and innovator, the Institute ensures that cutting-edge technologies and the very latest therapies – including those in development – are always offered to patients. Translational research projects are served by latest genomics and proteomics facilities, cytometry technology, multimodality imaging technology - integrating metabolic and structural techniques - and information technology.

Education

In association with the Université Libre de Bruxelles, the Institute provides training and education in various fields within a multidisciplinary setting: Master's in Medicine and main medical specialties, theses in medical sciences, specialisation in oncology for nurses and psychologists, training in other healthcare disciplines, fellowships, professional development for doctors from Belgium and abroad. Many of the Institute's physicians, nurses and paramedics, therefore, have teaching responsibilities. Seminars form an integral part of the Institute's educational activities. They are aimed at students, the Institute's staff, national or international medical professionals, and the general public. As a research centre, the Institute offers many fellowship opportunities in clinical, translational and basic research.



Institut Jules Bordet (IJB)
90, rue Meylemeersch
1070 Anderlecht (Brussels)
Belgium

Kortrijk Cancer Centre AZ Groeninge

www.azgroeninge.be

Referring Number
ID 89 ★
Full Member

Director's foreword

The Kortrijk Cancer Centre is a division embedded in the general hospital AZ Groeninge and is committed to offer holistic, high quality multidisciplinary cancer care and is continuously working to meet the needs of its cancer patients and their caregivers.

Description of the Centre and history

Az Groeninge is a general hospital resulting out of a merger between 4 hospitals (the oldest one founded before 1211) in the city of Kortrijk (Belgium) in 2003. It was the first general hospital in the BeNeLux to obtain JCI-accreditation in 2013. Since 2017 all activities are centralized in a single 1050 bed facility.

Main research activities

The cancer centre offers innovative techniques and specialized services: da Vinci robotic and minimally-invasive surgery, PET-centre for West-Flanders, functional MRI, pancreatic cancer surgery programme, intra-hepatic treatment with radioactively labelled microspheres, lutetium-PSMA ligand, abdominal HIPEC, geriatric oncology with comprehensive geriatric assessment, radiation therapy, clinical pharmacology, anatome pathology, EUSOMA-accredited Breast Clinic, scalp cooling, onco@home, systemic-anti cancer therapy unites and palliative/end of life care unit.

We offer the ability to participate in phases 1 to 4 clinical trials through a dedicated clinical trial office, clinical research unit and involvement in cooperative groups such as EORTC. The cancer centre has the capacity to design clinical trials and to serve as a lead ethical committee.



Integrated care through the collaborations with colleagues of the first line, second line (the E17 Regional Hospital Network covering the South of West-Flanders & East Flanders region) and third line (as member of the Flemish Hospital Network of the Leuven University Hospitals) resulting in excellent referral pathways with an active consultation practice for rare or complicated cases. We maintain strong links with home care and nursing home services.

Core Facilities

There is a highly developed and integrated palliative and supportive care system: social counselling, psycho-oncology, nutrition, spirituality and existential services, palliative support team etc. The cancer centre provides a number of supporting programmes: smoking cessation guidance; oncological rehabilitation; creative therapies; Care for AYA; emotional freedom techniques; palliative/end of life care; facilities for children on the oncology ward and outside the hospital 'Zib's Boomhut' and a patient advisory board.

Highly skilled and knowledgeable healthcare professionals with strong clinical and professional leadership are essential to initiate and support innovation in healthcare, to ensure safety and quality of care.

Education

The hospital and cancer centre actively participates in clinical education at different academic levels (bachelor, master, postgraduate, PhD).




AZ Groeninge
Pres. Kennedylaan 4
8500 Kortrijk
Belgium

Leuven Kankerinstituut (LKI)

Leuven Cancer Institute

www.kuleuven.be/kankerinstituut/en

Referring Number
ID 138
Full Member 

Director's foreword

The Leuven Cancer Institute (LKI) integrates oncological research and clinical care within KU Leuven and the University Hospital (UZ) Leuven. Our mission is to significantly improve the quality of cancer care and thus the life expectancy and quality of life of cancer patients. To this end, we actively support, facilitate and integrate groundbreaking oncological research and projects on cancer prevention, therapy and care.

Description of the Centre and its history

The LKI was founded within UZ Leuven and KU Leuven with its earliest origins tracing back to 1928. We aim to allow basic scientists, clinical researchers, doctors, nurses and other healthcare providers to share and pool their knowledge and expertise in the common fight against cancer. As such, the LKI is a coordinating and strategically steering institution that crosses the borders of individual divisions and activity centers to ensure a seamless interaction between all stakeholders and excellent patient care within the oncological community.



ACCREDITATION AND DESIGNATION PROGRAMME IN THE ACCREDITATION PROCESS

LEUVEN
CANCER INSTITUTE 

BELGIUM

19

Main research activities

The LKI stimulates pioneering cancer research through intense collaboration between KU Leuven, UZ Leuven and VIB-KU Leuven Center for Cancer Biology. We constantly aim to strengthen the entire translational research cycle from laboratory to patient and back for the benefit of as many cancer patients possible. The range of activities is very broad and varies between basic research on the mechanisms of cancer to translational research, and an extensive panel of phase 1,2,3,4 clinical studies. By translating our research findings into clinical applications, we are constantly pursuing earlier prevention, faster detection, more efficacious targeted treatment and excellent care.

Core facilities (clinical or research)

The success of our research program is not only dependent on human resources but also on the availability of state-of-the-art research equipment and centralized services such as a (spatial) multi-omics platform, a genomics core, an artificial intelligence institute, preclinical model platforms, a proton therapy center as well as a clinical trial center, biobanking service, quality management, a tech transfer and innovation office, a grant writing office, a multi-tumor board, an oncological care program with patient pathways, communication and fundraising.

Education

As a KU Leuven Institute, the LKI monitors the quality and relevance as well as contributes to oncology-related education and high-quality training for all medical and paramedical programs. These include the current and future generations of researchers, clinicians and other healthcare providers at the pre- and postdoctoral level. With the perspective of life-long learning and innovation, we disseminate our knowledge about cancer and best practices through several channels including training initiatives, seminars, social impact-related events, consultations for researchers, healthcare providers and other interested parties (including the lay public).



Leuven Kankerinstituut
(LKI)
Herestraat 49
3000 Leuven
Belgium

Oncologisch Centrum UZ Brussel

Brussels Cancer Centre
Centre du Cancer Bruxelles
www.uzbrussel.be

Referring Number
ID 5
Full Member

Director's foreword

Despite advances in all modalities of cancer treatment and a steady decline in cancer mortality due to earlier diagnosis and therapeutic improvements, cancer remains the second most common cause of death. And yet, we are at the dawn of a new area in cancer treatment with the emergence of targeted therapies, several forms of new highly active immunotherapy and more precise radiation by IMGR and IMRT allowing SBRT. This gives new perspectives and hopes, especially also to patients with cancers which today are still hard to treat in advanced stages. With the advent of new treatments also comes the challenge of financing, since Belgium enjoys a socially egalitarian access to any validated cancer treatment. However the progressive filling of the existing medical need with new drugs will strain the system and cost-control will be essential for maintaining equal indiscriminate access. The further fragmentation of cancer into ever smaller genotypes also poses a huge scientific and logistic challenge to effective drug development. In that context we are happy to have invested in a new in house Next Generation Sequencing platform "BRIGHT" which will allow us to systematically do broad genotyping so that we can move to "each patient his/her molecular tumor passport". Also the better understanding of radiobiology allows having new approaches in this field.

Close cooperation between fundamental, translational and clinical research by a translational approach should help overcome these obstacles. But we also need socio-economic reflection and perhaps new development algorithms within pharma, less costly (predictable) failed clinical trials by maximally exploiting what science tells us and new algorithms in the drug approval process.

Aging related cancers are sharply increasing. Fortunately the new treatments (targeted and immunotherapy) are often as applicable to the elderly as to the younger patient. Our center has put a special emphasis on cancer in the elderly and plays a prominent role in that field.



Universitair
Ziekenhuis
Brussel



Kankercentrum
Brussel

Description of the Centre and history

The Brussels Cancer Centre of the UZ Brussel has evolved over more than 30 years into a comprehensive cancer center with regional, national and international resonance. Its scope goes from cancer prevention with participation in national early detection programs, to treatment with any of the available modalities and support to post-treatment care under the form of revalidation and rehabilitation. The Centre practices evidence-based medicine, setting up and participating in clinical studies. A special focus is on explorative studies and translational science. All personnel of the Centre have the ambition to excel in all aspects of its activities. In addition to providing top-level care at the different levels, innovation is a priority issue and the major development focus is on immunotherapy of cancer, genotype informed cancer treatments, genetic cancer, novel methods for tracking tumors by on line imaging and IMRT irradiation, imaging and radionuclide treatments and cancer in the elderly. Several staff of the center has leading roles in national and international cancer organizations and are actively involved in government sponsored initiatives such as the Cancer plan and Think-tanks on the organisation and affordability of the cancer care in the future.

Main research activities

The major research focus closest to the clinic is on immunotherapy of cancer, genotype informed cancer treatments, genetic cancer, cancer in the elderly, novel methods for conformal irradiation and imaging and radiobiology. In addition, we have a newly established NGS platform co-chaired by the Cancer Centre. These clinical research topics are centralised with translational and pre-clinical studies at the VUB in the Oncology Research Centre (ORC) to facilitate and optimize the research activities (<http://orc.vub.ac.be/>). Main topics in the pre-clinical studies are myeloma, targeted therapies, immunotherapy and radiobiology.

The Oncology Research Centre (ORC) is a multi-disciplinary group in which scientists and clinicians from the Vrije Universiteit Brussel (VUB) and UZ Brussel collaborate. The ORC provides the opportunity to combine and share basic-, pre-clinical-, translational-, clinical- and psychosocial research. In 2010 different Oncology groups joined the ORC as member or partner to facilitate the collaborations and was implemented as the cluster Oncology at the Faculty Medicine and Pharmacy (VUB).

Core Facilities

- Prevention, diagnostics and treatment
- Research and education
- Revalidation, rehabilitation and reintegration
- NGS platform "BRIGHT"
- Small animal facility
- Vero High Precision Radiation Therapy System
- Flow cytometry
- Viral production unit

Education

- Masters of medicine and biomedical and pharmacy
- Graduate courses of Oncology, Cancer research (molecular targets in cancer) and Immunology
- Postgraduates in Medical Oncology, Hematology, Radiotherapy, all in interuniversity cooperations
- Paramedical education

**Oncologisch Centrum
UZ Brussel**
Laarbeeklaan 101
1090 Brussels
Belgium

Institut Roi Albert II Cliniques universitaires Saint-Luc

King Albert II Cancer Institute

www.institutroi-albertdeux.be



Referring Number
ID 71A
Associate Member

Director's foreword

In September 2014, the Cancer Center at St Luc University Hospital was renamed King Albert II Cancer Institute. By caring more than 4,500 patients among which nearly 3,000 are new patients, the King Albert II Institute is a leading cancer center in Brussels and in Belgium.

Description of the Centre and history

Following the implementation of radium therapy in medicine, Joseph Maisin was first charged in 1923 with treating cancer patients at the Catholic University of Louvain in Leuven. He initiated the creation of the first Cancer Institute in Belgium, inaugurated in 1927. With the transfer of the Cancer Institute from Leuven to St Luc University Hospital in 1978, the Cancer Institute was then transformed into a tumor and radiotherapy service center. It took more than 20 years to recreate a multidisciplinary cancer center. In 2000, the Cancer Center was officially inaugurated based on the concept of a structure bringing together all the skills, knowledge, and values that are necessary for cancer patient care in a large and general academic hospital. In 2014, the Cancer Center at St Luc University Hospital was officially renamed King Albert II Cancer Institute.

Main research activities

Targeted Therapy
Tumours Hypoxia
Immunotherapy

Core Facilities

4 MRI (1 dedicated for research), 4 linear accelerators and 1 Tomotherapy, 4 CT scans, 2 Pet scans (1 PET CT), 1 Tumor bank. Day hospitalization: 50 beds.

On site Labs: Ludwig Institute for Cancer Research, Brussels branch, Christian de Duve Institute for Cellular Pathology Translational research unit. 180 clinical trials opened.

Education

International Fellowship Programme opened since 2006.



Institut Roi Albert II
Cliniques universitaires
Saint-Luc
Av. Hippocrate, 10
1200 Brussels
Belgium



EACR
European Association
for Cancer Research

Multiprofile Hospital for Active Treatment Heart and Brain Pleven, Bulgaria

Referring Number
ID 157
Full Member

Многопрофилна Болница за Активно Лечение Сърце и Мозък Плевен, България

<https://cardiacinstitute.bg/en/hospitals-and-centers/heart-and-brain-center-of-excellence-pleven/>

Director's foreword

The Oncology center at the Heart and Brain Centre of Excellence is a leading cancer care institution, focused at establishing state-of-the-art health care by providing personalized and innovative approach in screening, diagnostics, treatment and follow-up of patients with cancer. Although established just three years ago, we have gained recognition in the privileged circle of leading cancer care centers in Bulgaria and abroad. Our fundamental principle is sustainable innovation through investing in continuous education of next generation scientists and clinicians. For us patients as well as their families always come first.

Description of the Centre and history

The Oncology Center at H&B is a part of the Bulgarian Cardiac Institute (BCI), the most influential healthcare organization on the Balkans since 2008. Today BCI integrates two high-tech centers of clinical excellence in Pleven and Burgas; five specialized cardiology hospitals and 15 primary health care medical centers across the country.



BCI was established in 2007 by Mr. Tihomir Kamenov - Founder & Executive Chairman of Commercial League Healthcare, Pension & Insurance Group, Bulgaria - an integrated conglomerate of companies and holdings in several fields, with advanced expertise in cardiac & robotic surgery, hybrid neurosurgery, complex generics and in-licensed pharmaceutical manufacturing, health communication, marketing and promotion services, insurance and pension companies.

Main research activities

Ever since its grounding, the Oncology Center at H&B is developing and has introduced as a pioneer a cardio-oncology-based approach in the clinical practice. Thus, not only are we providing improved patient care, but also have in view a development of innovative approaches for anticancer management with reduced cardiotoxicity.

We collaborate with many national and international universities and university hospitals on scientific projects and research programs in cancer and cancer genetics.

We aim to establish screening, early detection and risk reduction programs and measures, inclusive by molecular genetic testing and genetic counseling that we offer to our patients.

We are currently running a very successful scientific projects on post-covid clinical consequences in the Bulgarian population.

We participate in clinical trials in all phases, including phase 1.

Core Facilities

Fundamental structures at the Heart and Brain Center for Oncology are:

The Clinic of Medical Oncology (with Clinical Trials Department);

The Clinic of Oncohaematology;

The Department of Radiotherapy;

Different surgical Clinics and Anaesthesiology;

Gynaecology;

Orthopaedics;

Psychotherapy;

Molecular pathology and genetics;

The department of Cardiooncology.

We meet all criteria for specialists' employment and training; all requirements for infrastructure and equipment and follow all good clinical practice patient care protocols and work in close collaboration with international clinical and research centers.

Our internal quality assurance program guarantees highest quality of all processes and beneficial outcomes; it enables continuous quality improvement.

Education

Scientific and educational activities are fundamental for Heart and Brain's future development. We are training students, residents, specialists and post-doctoral students, and are participating in interventional and non-interventional clinical trials.

Multiprofile Hospital for Active Treatment Heart and Brain Plevен, Bulgaria
2 Pierre Curie Street
5800 Plevен
Bulgaria

Bulgarian Joint Cancer Network (BJCN)

СЪВМЕСТНА онкологична национална мрежа
(COHM)

<https://bjcn.bg/en>



Referring Number
ID 146A
Associate Member

Director's foreword

The Bulgarian Joint Cancer Network (BJCN) is a dynamic ecosystem in Bulgaria, structured by many co-existing medical societies, experts, models, structures, trials, educational seminars and politics for elaboration, sharing and implementation of modern oncological care. BJCN is an eminence of the patient-centered synergy.

Description of the Centre and history

BJCN is a non-government horizontal cluster of 18 societies and 55 high quality experts, delivering care in oncology. BJCN has been first established in March 2022. It consists of 9 sectors, functioning in key organizational, scientific, clinical and interinstitutional activities. Historically, it is and upgrade of the MORE project (Multidisciplinary Oncological discussions and extracts).

Main research activities

BJCN is currently developing the following projects: Mental health for Ukrainian refugees with cancer, Digital ecosystem of the anticancer guidelines, licensed translation of the TNM classification and the Toronto guidelines for pediatric cancer", educational seminars on solid tumors, hematological malignancies and pediatric oncohematology. BJCN is an initiator of conference sessions for digital reconstructions for presentation of novel medical Bulgarian and international IT companies. We are partners in the international consortium together with institutes from Romania, Moldova and North Macedonia.

Core Facilities

BJCN has started a prospective trial for comparative assessment of thermal images versus conventional screening techniques for breast cancer. An original digital platform for teleoncology is in a process of approbation in order to test the process of guidance between every diagnostic and therapeutic modalities.

Education

BJCN is creating national expert boards for a particular cancer localization, consisting of authors of national evidence-based clinical guidelines. The network publishes dedicated Educational book on different cancer localisations. BJCN is also constructing and original digital platform for education and accreditation of oncologists – e-CME-O.



Bulgarian Joint Cancer Network (BJCN)
15, Acad. Andrey Saharov
Str. Bld. 1, Ent. A, Fl. 3,
Studio 19
9009 Varna
Bulgaria

The OECI Magazine

An inclusive communication tool designed
to promote OECI's mission



Instituto Oncológico Fundación Arturo López Pérez (FALP)

www.institutoncologicofalp.cl



Referring Number
ID 115A
Associate Member

Director's foreword

FALP is a referral cancer institute, dedicated to prevention, diagnosis, treatment, research and teaching, focusing on quality and excellence. We provide access to 14.000 new patients/year from all over Chile through an institutional insurance and charity. Thanks to other contributions FALP offers comprehensive treatments to an increasing number of patients

Description of the Centre and history

FALP started its activities in 1954, and in 1993 it initiated a direct administration as a private non-profit institution that guarantees high-standard, interdisciplinary treatments, supported by almost 200 specialists organised in 14 permanent multidisciplinary tumor boards providing high-precision, effective and safe treatments, also thanks to modern technologies.

Main research activities

Clinical, epidemiological and translational research are developed thanks to international and in-house research projects, in alliance with over 40 organisations, both in Chile and abroad.

An agreement for epidemiological research with the Universidad de los Andes focuses on promotion of a healthy lifestyle, prevention and early detection. Phase I studies will be added in 2019, and basic and genomic research in the near future.

In 2017, the Cancer Drug Research Unit enrolled 121 patients in 16 new phase-III clinical studies. Over the last 7 years, 561 patients participated in clinical studies, contributing with 493 biology samples for 28 translational clinical studies.

Between 2012 and 2017, 92 institutional clinical research projects were developed and 81 articles published in international journals.

Core facilities

In 3 connected buildings, we have 28 medical consultations, 95 beds, 16 ICU beds, 10 operating rooms -including robotic and IORT-, 8 procedure rooms, centres for chemotherapy, nuclear medicine, advanced radiotherapy and imaging, a pharmacy unit with robotic drug preparation and labs for pathology, molecular biology, and tumor bank.

Education

Agreements for academic education were signed with Chilean universities and professional institutes. In 2017, the International Atomic Energy Agency funded at FALP a Master course in Advanced Radiotherapy in collaboration with the *Universidad de los Andes*.



**Instituto Oncológico
Fundación Arturo López Pérez
(FALP)**
Av. Rancagua 878
7500921 Providencia – Santiago
Chile

Instituto Nacional de Cancerología – ESE

National Cancer Institute of Colombia

www.cancer.gov.co



Referring Number
ID 114A
Associate Member

Director's foreword

The National Cancer Institute of Colombia (NCIC) is a Government Institution promoting comprehensive cancer control, through patient care, education, research, and development of public health actions. We assess the Ministry of Health in the definition and implementation of the National cancer-control plan (NCCP). NCIC is pleased to participate to the OECE to share experiences, to improve quality of care and the impact of cancer research. NCIC aims to become a link between Europe and Latin American Public Cancer Institutes, also thanks to a possible participation to the OECE A&D Programme.

Description of the Centre and history

In 1934, the NCIC started as Radium Institute; six years after, Claude Regaud, founder of the Institute Curie, visited Colombia and promoted the creation of the NCIC. It was the first hospital of its kind in Latin America and the second in the world. Since 1953 it is ascribed to the Ministry of Health and it gives support to five Population-Based Cancer Registries following the IARC methodology.

Research activities

NCIC hosts 8 research programs with basic, clinical and epidemiological research with an average of 20 new projects per year, independent clinical trials and a strong relationship with IARC. NCIC publishes a Scientific Journal titled "Revista Colombiana de Cancerología" and houses a tumor bank with more than 70.000 samples. .

Core facilities

As a cancer care center, we received nearly 7.000 new patients. The Hospital has 188 beds, 9 surgery rooms and robotic surgery; 47 chemotherapy chairs, a radio pharmacy and an integral cancer support is offered to the patients..

Education

NCIC is training nearly 20 specialists per year in 15 different oncological programs.



**Instituto Nacional de
Cancerología – ESE**
Calle 1 9-85
11511 Bogotá
Colombia

Klinika za tumore Klinički bolnički centar Sestre milosrdnice

Referring Number
ID 90
Full Member

University Hospital for Tumors, University Hospital
Centre Sisters of Charity

www.kbcm.hr/klinike/klinika-za-tumore

Director's foreword

The University Hospital for Tumours is the only institution in Croatia providing prevention, diagnosis, treatment and support to patients with solid tumours with a multidisciplinary and patient centred approach. All services are available at the cancer centre. On a yearly basis, the programs are revised in order to better suit patients' expectations.

Description of the Centre and history

The University Hospital for Tumours was founded in 1968 by professor Ivo Padovan, a member of the Croatian Academy of Sciences, based on the model of the Istituto Nazionale di Tumori in Milan. The building was a donation from the city of Zagreb via a patient support group League Against Cancer. In 1976 in Dubrovnik, we hosted the meeting where OECE was founded. In 2010, the Hospital merged with the University Hospital for Traumatology and the University Hospital Sisters of Charity, becoming the second largest hospital complex in Croatia. The University Hospital for Tumours has preserved its policy of patient centred holistic cancer care. Due to development planning and quality assurance policies, the technical capacities and human resources meet the highest standards in the Region.



Main research activities

The Institute focuses on application of relevant translational data. Due to the high volume of breast cancer and rectal cancer pathology, the research is based on patient stratification according to markers predicting the response to therapy. Another line of research is genetics of sporadic and inherited solid tumours and therapy response. Clinical research, other than multicentric clinical trials, focus on quality of life after treatment, nutritional aspects and other general health cancer related issues.

Core Facilities

The University Hospital for Tumours provides diagnostics and high risk surveillance services, surgery, radiotherapy and oncological treatment, palliative, nutritional and psychological support, rehabilitation and reintegration services. Though there is an experimental department, most of our research is conducted in collaboration or partnership with Croatian or European Institutions or within consortia.

Education

University Hospital for Tumours is an educational site for the School of Medicine, Dentistry and Pharmacy and Biochemistry. The faculty members of our staff are involved in postdoctoral studies and mentoring in basic, translational and clinical cancer research.



**Klinika za tumore
Klinički bolnički centar
Sestre milosrdnice**
Ilica 197
1000 Zagreb
Croatia



German Oncology Center (GOC)

www.goc.com.cy/en

Referring Number
ID 143
Full Member

Director's foreword

The team of the German Oncology Center (GOC) is proud to be part of the OECE network as the first cancer center in Cyprus. Following our mission, our daily aim is to provide leading patient-oriented healthcare and education, along with ground-breaking research, by combining the German professionalism and technological excellence with the Mediterranean empathy and joy for life. Thus, we are fully aligned with the strategy of OECE to offer to all cancer patients in Europe quality cancer care and the best treatment solutions.

Description of the Centre and history

The German Oncology Center (GOC), a private cancer center, located in Limassol, Cyprus. It started providing its services in 2017, determined to make a strong impact on cancer care on the Island. Nowadays, the GOC team has over 350 employees offering patient-oriented medical care. Following the slogan "compassion drives innovation" highly specialized and multidisciplinary teams offer a broad range of cancer related procedures including advanced molecular imaging, personalized medical oncology, and high-precision radiotherapy. In parallel, research performed at the GOC is internationally acclaimed, and mostly funded through grants from the Cyprus Research and Innovation Foundation and from the European Union. The GOC provides the clinical training for medical and nursery students from the Technical University of Limassol and the European University of Cyprus.

Main research activities

The German Oncology Center (GOC) is both a hospital and a research center, creating the space where doctors and researchers bring translational and clinical research together in a single location. Translational research at the GOC aims in finding novel prognostic or predictive biomarkers for personalized cancer treatments. Emphasize is given in the implementation of radiomics artificial intelligence tools for image processing. In parallel the clinical research teams conduct early and late phase clinical trials, and initiate patient empowerment research programs. The implementation of high-precision radiotherapy techniques is one of the main clinical research topics including several ongoing prospective trials at the center.

Core Facilities

The clinical core facilities in the German Oncology Center are (i) the Diagnostic Center which includes the Departments of Radiology, Nuclear Medicine and Pathology. (ii) At the Department of Radiotherapy two high-precision radiotherapy units (stereotactic-body radiotherapy and brachytherapy) are installed. For translational research activities the GOC acts as a satellite unit of the biobank of the University of Cyprus and for clinical research the GOC installed a clinical trials unit.



German
Oncology
Center

CYPRUS

33



German Oncology Center (GOC)
1 Nikis Avenue
4108 Agios Athanasios
Limassol
Cyprus

Bank of Cyprus Oncology Centre

Ογκολογικό Κέντρο Τράπεζας Κύπρου

www.bococ.org.cy/en

Referring Number
ID 163
Full Member

Director's foreword

The Centre is an autonomous, not-for-profit referral centre for the treatment of cancer, aspiring to excellence, committed to continuous improvement, in the service of the people of Cyprus. The Centre's mission is to serve cancer patients and their families with state-of-the-art services and its aim is the collaborative networking of institutions, facilities and health professionals to achieve detection, diagnosis, treatment and continuity of cancer care.

Description of the Centre and its history

The Centre was founded in 1995, following an agreement signed in 1992 between the Republic of Cyprus and the Bank of Cyprus. The Centre is an independent legal entity registered as a Charity under the Cyprus Charities Law. It is overseen by a seven-member Board of Trustees. Three Trustees are appointed by the Government and three by the Bank of Cyprus. The Chair is jointly appointed. Representatives of important stakeholders viz. the Cyprus Anticancer Association, the Cyprus Association of Cancer Patients and Friends and Europa Donna Cyprus, sit in attendance. The Centre started its operation in 1998 and since then it has registered more than 49.000 patients.

Main research activities, leading to promising improvement in patient care

Research Activities run by the Centre's Clinical Trials Unit are split into 2 types: a) Clinical trials (Interventional or non-Interventional): A total number of 61 clinical trials have opened and recruited patients since 1999, including 41 interventional phase HV trials (e.g., funded by ROCHE, MSD) and 20 non-interventional (e.g., funded by EORTC).



b) Translational Studies: 15+ projects are currently run through local funding (RIF, IDEP), EU grants (HORIZON-2020) or internal funding. Other programs offering novel approaches such as Telemedicine, funded by the industry (e.g., Kaiku Health Ltd.), use communications technology to provide healthcare support in certain subgroups of patients.

Core Facilities

- Radiation Oncology and Nuclear Medicine
- Medical Oncology (including Clinical Trials Department)
- Diagnostic and Interventional Radiology (including interventional bronchoscopy and interventional gastroenterology)
- Medical Physics (including biomedical engineering and information technology)
- Nursing
- Pharmacy
- Operations
- Finance and Accounting

Each head of department reports to the Chief Executive.



ΟΓΚΟΛΟΓΙΚΟ ΚΕΝΤΡΟ

Τράπεζας Κύπρου

Bank of Cyprus Oncology Centre
32 Acropoleus Avenue
2006 Nicosia
Cyprus



Masarykův onkologický ústav

Masaryk Memorial Cancer Institute

www.mou.cz

Referring Number
ID 34 
Full Member

Director's foreword

Masaryk Memorial Cancer Institute (MMCI) is both a medical facility and a research institution established especially for the purpose of providing health care services and research in the areas of prevention, diagnosis and treatment of solid tumors. The MMCI is currently one of the thirteen Czech comprehensive cancer centers, nevertheless considering its nationwide operation and the methodical leadership of cancer care and research, the MMCI plays the role of a national cancer institute. In fulfilling its mission, MMCI cooperates with many domestic and foreign organizations, is part of OECE and belongs to the European research networks and infrastructures (BBMRI-ERIC, TRANSCAN). MMCI is open to establishing any further cooperation.

Description of the Centre and history

MMCI was founded in January 1935 and is named after one of its founders, the first Czechoslovak president T. G. Masaryk. The development of Institute always reflected the progression in treatment and research of cancer. In the 1960s, in addition to radiation therapy and surgery, chemotherapy and immunotherapy started to be applied in experimental practice in the institute. Under the leadership of prof. Švejda, the MMCI became one of the founding members of OECE in the 1970's. Since 1976, the Institute had regularly been organizing the most significant Czech Oncology Conference: "Brno Oncology Days". At the present, the institute focuses on the treatment of adult patients with solid tumors, but in the field of radiotherapy and laboratory methods provides its services also for patients from other university hospitals, in which the treatment of hematological malignancies and pediatric cancers is concentrated. The institute currently has 254 hospital beds (234 standard



and 20 intensive care medicine) and an extensive outpatient complement. Every year, the Institute has treated approximately 200,000 outpatients and hospitalized nearly 10,000 patients. In these patients, more than 400,000 radiotherapy interventions, 23,000 applications of chemotherapy and targeted therapies, nearly 5,000 surgical procedures, including robotic surgery, and more than 20,000 endoscopic procedures are performed. The Institute is the largest radiotherapeutic center in the Czech Republic and it has 5 linear accelerators. Our patients have access to state of the art treatment approaches in all areas of cancer treatment, including robotic surgery, stereotactic radiotherapy and radiosurgery, targeted anticancer therapy and immunotherapy. The MMCI also participates in a nationwide cancer-prevention program, is engaged in educational activities in the field of prevention, and operates a free of charge anti-cancer information line.

Main research activities

Masaryk Memorial Cancer Institute has a separate research facility called RECAMO (Research Centre for Applied Molecular Oncology) and is a Czech node of BBMRI (Biobanking and Biomolecular Resources Research Infrastructure). In the field of applied research, MMCI cooperates closely with other research centers at Czech universities (eg. CEITEC, BIOMEDREG) and the Czech Academy of Sciences. In terms of clinical research, both contracting and academic clinical trials are realized at MMCI. The Institute has its own clinical phase I/II unit. MMCI is a partner of the Czech Clinical Research Infrastructure Network (CZECRIN), by which the Czech Republic is represented in ECRIN-ERIC.

Core Facilities

The patients of the MMCI are being treated by cooperation of specialists and in the departments of the Institute, such as departments of Comprehensive Cancer Care, Radiation Oncology, Surgical Oncology, Urologic Oncology, Gynecologic Oncology, Gastroenterology and Endoscopy Centre, Epidemiology and Tumor Genetics, Clinical Evaluations and Phase I/II Unit, Anesthesiology and Intensive Care, Nuclear Medicine and PET/Cyclotron Centre, Radiology, Medical Physics, Laboratory Medicine, Oncological Pathology, Clinical Psychology, Pharmacy and Specialized Outpatients Clinics. The MMCI also has a Centre for Cancer Prevention, and a Centre for Palliative Medicine.

Education

The MMCI is a teaching hospital affiliated with the Masaryk University (www.muni.cz) and its' Faculty of Medicine, thus pre- and postgraduate education and training of physicians and other healthcare professionals is carried out in the Institute. The MMCI has accreditation for education of physicians, such as ESGO. In postgraduate education, the Institute has a leading role in the Czech Republic in the fields of clinical oncology, radiotherapy, palliative medicine as well as in other fields.

**Masarykův
onkologický ústav**
Zlutý kopec 7
656 53 Brno
Czech Republic

Fakultní nemocnice v Motole

Motol University Hospital (MUH)

www.fnmotol.cz

Referring Number
ID 122
Full Member

Director's foreword

The mission of University Hospital in Motol is treatment of diseases based on latest medical knowledge and to provide comprehensive and specialized high quality care for all stages of human life. The mission is summed up in our motto: fnmotol.cz: "serving generations". We are aiming to become "flag ship" hospital of Czech health service in general and specialized care, with special focus in comprehensive cancer care.

Description of the Centre and history

Mission and Vision

The mission of MUH, the largest health care facility in the Czech Republic, provides comprehensive medical care for children and adults on up-to date medical knowledge with its motto "Serving Generations". More than 1 200,000 people per year are treated on out-patient bases and more than 77 300 have been admitted. The first hospital in Motol was built in 1941, followed by a comprehensive children hospital in 1970 and the adult part in 1985. Department of Oncology, 2nd Faculty of Medicine, Charles University and MUH was accepted as a one of the Comprehensive centres in 2014 and appointed by one of two National Cancer Centres in the Czech Republic.

Main research activities

MUH participates in the EU research programme Horizon 2020 and different EU research projects supported by the Czech Research Council. The system of "Modern therapies" for innovation and integration of scientific research outcomes in practice was introduced in MUH.

11 departments are members of different European Reference Network for Rare Diseases, including EURACAN. Department of Oncology participated in Joint Action for Rare Cancer and is a member of EORTC. Department of Immunology actively cooperates with Czech biotechnology company in the development of cancer immunotherapy.



Fakultní nemocnice v Motole

V Úvalu 84
150 06 Praha
Czech Republic



Institut biostatistiky a analýz, Lékařská fakulta Masarykovy univerzity

Institute of Biostatistics and Analyses,
Faculty of Medicine and Faculty of
Science, Masaryk University

www.iba.med.muni.cz



Referring Number
ID 74A
Associate Member

Director's foreword

Dear colleagues, it is my pleasure to introduce IBA MU, one of the few non-clinical institutes in the company of top European cancer facilities. Our institute has been involved in numerous national and international activities focused on cancer prevention, assessment of cancer burden and epidemiology, analysis of quality and safety of modern cancer treatment methods, and other issues of current cancer research and management. We are pleased to help other OECEI members in the field of planning and optimisation of clinical trials, electronic data capture systems, clinical data processing and modelling.

Description of the Centre and history

The institute was established in 2001 as the Centre of Biostatistics and Analyses at the Faculty of Medicine, Masaryk University. In 2006, it was renamed the Institute of Biostatistics and Analyses, and became a shared national academic site collaborating with many universities and clinical departments in the Czech Republic and abroad.

Main research activities

As an academic institute, IBA MU carries out research in the application of mathematical and statistical methods in clinical research, including oncology (risk factors assessment, models for prediction of cancer burden, data mining from hospital information systems, survival analysis). The institute also provides a full-scale portfolio of IT services needed in this field, focused on the design, development, implementation and administration of software systems (software development, data collection and processing in databases, clinical registries, online visualisation, graphic design). Assessment of epidemiology of chronic diseases and related risks constitutes a separate scope of activities.

Core Facilities

Division of Data Analysis, Division of Clinical Research, Division of Information and Communication Technologies.

Education

IBA MU currently provides tuition in more than 30 courses for students of various disciplines, and also guarantees the BSc and MSc study programme Computational Biology, which is aimed at the interdisciplinary education of a new type of experts qualified in both mathematical methodology/IT and biology/ecology/medicine.

One third of the MSc theses have been focused on the assessment of cancer care, epidemiology, or genetics.



**Institut biostatistiky a
analýz, Lékařská
fakulta Masarykovy
univerzity**
Kamenice 126/3
625 00 Brno
Czech Republic



Organisation of European
Cancer Institutes – EEIG

ACCREDITATION
AND
DESIGNATION
PROGRAMME



Our mission is

**to provide cancer patients equal access to a high
of quality of cancer care in multidisciplinary teams**

**to ensure that cancer research and innovation are fully
integrated into patient care pathways**

to put patients at the centre of their care

to learn more


<https://accreditation.oeci.eu>

Vejle Sygehus, Patienternes Kræftsygehus en del af Sygehus Lillebælt

Vejle Cancer Centre – The Patients’ Cancer Hospital
part of Lillebaelt Hospital

<http://www.sygehuslillebaelt.dk>

<http://sygehuslillebaelt.dk/wm398506>

Referring Number
ID 91 
Full Member

ACCREDITATION
AND
DESIGNATION
PROGRAMME



Vejle Hospital
– a part of Lillebaelt Hospital

DENMARK

43

Director’s foreword

Vejle Cancer Centre – The Patients’ Cancer Hospital. This is the vision the Hospital Board and senior management group would like to realise. Our goal is to develop the Hospital into a patient-centered, specialised and international cancer hospital with focus on the patients’ needs.

Description of the Centre and history

In 2008 the Region of Southern Denmark appointed Vejle Hospital a specialist hospital with particular focus on cancer, one of eight national Cancer Centres. The Danish Health and Medicines Authority has assigned a number of regional functions and highly specialised functions to Vejle Hospital, thus supporting the region’s overall hospital plan. On this background, the Hospital Board and senior department managers wish to further develop the hospital as a model for modern cancer treatment of common cancer diseases.



Main research activities

The Centre’s main research area is based on a multimodal approach with close multidisciplinary cooperation. The focus is clinical trials combined with translational research. The ultimate goal is personalised treatment seeing the Patient as a Partner. This mission calls not only for a high level of clinical and biological expertise, but also development of shared decision making on a scientific basis.

The research portfolio covers all common cancers including breast, colorectal, lung, prostate, haematology, and gynaecologic cancers.

Research Headings:

1. Multidisciplinary approach
2. Integration of translational research with clinical trials
3. Integration of shared decision making with clinical trials
4. Population based cohorts
5. National and international cooperation with high professional standard
6. Rapid implementation of research results

Core facilities

Infrastructure with a clinical research unit, high-end laboratory equipment and high tech facilities for radiology is available. Minimal invasive surgery by robot has been implemented at Vejle Cancer Centre.

Education

As part of the regional institute of the University of Southern Denmark the Cancer Centre is involved in education of medical students, both pre and post graduates.



**Vejle Sygehus,
Patienternes Kræftsygehus
en del af Sygehus Lillebælt**
Vejle Sygehus Kabbeltoft 25
DK-7100 Vejle
Denmark

Aarhus Universitetshospital

Aarhus University Hospital

www.en.auh.dk

Referring Number
ID 150 
Full Member

ACCREDITATION AND DESIGNATION PROGRAMME
IN THE ACCREDITATION PROCESS



DENMARK

Director's foreword

Aarhus University Hospital (AUH) holds ambitions for the highest possible standards in cancer care, and is committed to treatment, education and research with a patient centred approach. Within the cancer area at AUH, there is already a well-established and functioning interdisciplinary approach, multidisciplinary competences and well-integrated clinical and basic research collaborations with Aarhus University (AU). However, AUH expects that a CCC accreditation will strengthen the further development of shared decision-making, enhance the professional forums across all cancer specialties, and identify strengths and weaknesses in the AUH patients' cancer program.

Description of the Centre and its history

AUH is both a local hospital covering 350,000+ citizens in the city of Aarhus and a highly specialised hospital for patients in West Denmark and Central Denmark Region with a regional catchment area of 1,4 million inhabitants. More than 10,500 employees across 55 departments works at AUH and the hospital covers all types of cancer treatment. In 2022, AUH treated more than 50,000 cancer patients and performed nearly 8,000 cancer surgical procedures.



Main research activity

AUH and AU have a broad range of cancer research ranging from basic science, preclinical studies, to translational and clinical research including intervention trials. AUH and AU have outstanding scientific facilities, an extensive international network and the clinical trial units at AUH have more than 50 ongoing cancer trials. In 2022, 619 peer-reviewed cancer articles were published, 17 of these with an impact over 10.

Core Facilities

AUH comprises all the medical, surgical and paramedical disciplines at a single site and the patients are treated by specialists in multidisciplinary teams. The cancer diagnostic facilities are outstanding and includes: seven PET-CT, one PET-MRI, 15 MRI, six gamma cameras of which four are coupled with CT-scan, 16 CT-scans, three cyclotrons, several bronchial and digestive endoscopy wards and three surgical robots. AUH covers most of the modern radiotherapy techniques including the only national proton therapy centre in Denmark and several different treatments with radionuclide therapy.

Photos: Tonny Foghmar,
Aarhus University Hospital



Aarhus Universitetshospital
Palle Juul-Jensens Boulevard 99
8200 Aarhus N
Denmark

Copenhagen Comprehensive Cancer Center (CCCC)

Departement of oncology Rigshospitalet
www.rigshospitalet.dk

Departement for cancer treatment,
Herlev and Gentofte Hospital
www.herlevhospital.dk

Referring Number
ID 151
Full Member

Referring Number
ID 152
Full Member

Copenhagen Comprehensive Cancer Center (CCCC)

The CCCC entails the two largest Clinical Departments in the Capital Region for treatment of Cancer: Rigshospitalet and Herlev-Gentofte Hospital. The CCCC is part of two highly specialized public hospitals, who cover all medical specialist areas, as well as cancer treatment in all organ-systems. The CCCC serves the local capital community, as well as the region/country for specialized functions.

The organization as Comprehensive Cancer Center is strengthening all aspects of cancer treatment and performs around four key areas: Clinical patient services, quality development, education, and research. The two clinical departments deliver equal treatment opportunities for patients within the center according to the national treatment guidelines for all cancers.



Rigshospitalet



Herlev og Gentofte
Hospital

DENMARK

47

Collaboration on quality improvement, educational opportunities, and shared documentation across the clinical departments, work to improve quality, implementation, and cost-effectiveness within the Comprehensive Cancer Center.

Director's foreword

Rigshospitalet was founded in 1757 and is a highly specialised hospital which nearly covers all medical specialist areas. International collaborations and research are two pathways to improve patient treatment and care with a strong foundation for innovating, implementing, and scaling health initiatives.

Herlev-Gentofte Hospital was founded in 1976 and is a specialized hospital covering most cancer specialist areas. Herlev-Gentofte Hospital is the Capital Region's largest emergency hospital with many highly specialized functions, a large elective surgery unit, and a rich research environment.

Description of the Center and history

The Department of Oncology at Rigshospitalet and Herlev-Gentofte Hospital are two out of five oncological expert centers in Denmark.

Rigshospitalet is a key player in the national infrastructure regarding clinical practice and research, especially by strengthening the field for developing personalised medicine. In turn, this creates new diagnostics and treatments for our patients.

The aim of the Department of Oncology at Herlev-Gentofte Hospital is to be at the front of cancer treatment and research. The center delivers the highest professional quality with top patient safety and provides the patient with a well-thought-out and safe course - also during transitions.

Core Facilities

Rigshospitalet

- Datacenter with health data for citizens in eastern Denmark
- Center for whole genome sequencing
- Biobank center with more than 27 mio samples

Herlev-Gentofte

- Danish Cancer Biobank
- National Center for Cancer Immune Therapy (CCIT-DK)
- BIOPAC biobank

Main research activities

Research is a cornerstone of oncology and occupies a special place of importance and priority at Rigshospitalet. The department has the largest oncologic phase 1 facility in Scandinavia, with more than 50 ongoing trials for solid and haematologic malignancies. In addition, more than 100 phase 2 and 3 trials are ongoing throughout the department. Every year over 600 Whole Genome

Sequencing profiles, including bioinformatics, are processed for the Departments of Oncology and Haematology. Additional research focus areas include adaptive radiotherapy, Patient Reported Outcomes, translational research, and AI-based Real-World Evidence upon extensive Real World Data collection.

The core clinical cancer research at Herlev-Gentofte Hospital is planning, preparation and conduct of phase I, early phase II clinical trials, as well as phase II and III trials. The center prioritizes investigator led studies but also conducts many pharmaceutical industry-sponsored studies. The focus is immunotherapy, translational studies, personalised medicine, and clinical studies with radiotherapy.

The research profile in immunotherapy is based on equally weighted experimental and clinical projects facilitating quick clinical implementation of new immunotherapies. It is the European leading center for use of tumor infiltrating lymphocytes (TIL) for adoptive T-cell therapy (ACT) for metastatic melanoma. CCIT-DK provides the infrastructure of a certified clinical grade laboratory for preparation of therapeutic cellular products and evaluations of immune responses and has extensive experience in production of both T-cells and Dendritic Cells (including mRNA transfection) for clinical use, and research immunological cell biology and interaction.

Education

As university hospitals, both Rigshospitalet and Herlev-Gentofte Hospital participate in education and training of students and Ph.D. scholars in collaboration with the University of Copenhagen and the Technical University of Denmark. This also includes training of medical, biomedical, technical, and nursing students in cancer treatment and cancer patient care.

Rigshospitalet

Section 5073 Blegdamsvej 9
2100 Copenhagen
Denmark

Herlev and Gentofte Hospital

Borgmester Ib Juuls Vej 1
2730 Herlev
Denmark



Sihtasutus Tartu Ülikooli Kliinikum Foundation Tartu University Hospital www.kliinikum.ee



Referring Number
ID 55A ★
Associate Member



Director's foreword

Tartu University Hospital has always considered important to have strong international collaborations. We are honored to be the part of the Organisation of European Cancer Institutes. The accreditation process we are passing currently would strongly support our further developments in oncology.

Description of the Centre and history

Tartu University Hospital (founded in May 1804) and the Medical Faculty of the University of Tartu (founded in 1632) are the two important parts of the academical Medical Center including oncology.

Main research activities

Research activities are connected with the following issues: implementation of therapies and precision oncology; new opportunities of radio- and chemotherapy in glioblastoma multiforme; systemic approach in multiple myeloma; the role of leukemic stem cells in acute and chronic leukemia; hemopoetic stem cells - opportunities to influence.

Core Facilities

Tartu University Hospital serves as a clinical base for oncology and haematology. Main activities are in the Haematology and Oncology Clinic, additionally Surgery Clinic, Lung Clinic, Neurology Clinic are managing specific oncological patients.

Education

Medical Faculty of the University of Tartu is the only place providing Medical Education in Estonia. Tartu University Hospital is serving as the clinical basis for undergraduate, graduate and doctoral studies.



Sihtasutus Tartu Ülikooli Kliinikum

L. Puusepa 1a
50406 Tartu
Estonia

North Estonia Medical Centre

www.regionaalhaigla.ee

Referring Number
ID 62
Full Member

Director's foreword

NEMC oncology centre aims to improve its capacity in evolving therapies for the benefit of our patients and for that purpose we are looking forward to cooperate with international cancer care networks including OECE, EORTC, European Reference Network etc.

Description of the Centre

The North Estonia Medical Centre (NEMC) is a multimodal center of oncology providing contemporary multimodal and personalized treatment for about 9000 patients with a wide variety of malignant diseases annually. Innovation and evolution are the keywords of our cancer care.

The Evolving Facility

NEMC is the referral medical facility of Estonia with core values including best patient care, professionalism, innovation and teamwork. NEMC was founded in 2001 by the Government of the Republic of Estonia through a merger of seven hospitals. One of the merging hospitals was the Estonian Oncology Centre (1946-2001), which had a dignified history, providing for decades all cancer care in the North Estonian region and also more broadly. NEMC became a tertiary referral centre that offers about 25% of total turnover of health-care services in the Estonia. Oncological, cardiovascular and trauma patients comprise approximately 50% of our clinical profile.



The Clinic of Oncology and Hematology was inaugurated in 2010 in addition to already existing clinics of Surgery, Internal Medicine, Psychiatry, Anesthesia and Intensive Care, Diagnostics and Supportive Care. NEMC has also a centre of Palliative Care providing extensive services for clinic of oncology. Oncological care at the NEMC is coordinated by a multiple quality improvement clinical committees. The Clinic of Oncology and Hematology has three highly specialized centres and an outpatient clinic: Hematology Centre, Chemotherapy Centre, Radiotherapy Centre and the Oncology and Hematology outpatient clinic, respectively.

In October 2018 NEMC was nominated the „ESMO Designated Centre of Integrated Oncology and Palliative Care for the period 2019-2021“.

In 2019 the Radiotherapy Centre successfully passed the QUATRO (Quality Assurance Team for Radiation Oncology) audit of the International Atomic Energy Agency (IAEA) for the second time.

In 2020 the Hematology Centre passed the accreditation process of the European Haemophilia Network (EUHANET) and was recognized as the European Hemophilia Treatment Center.

NEMC Group has about 5000 employees including 600 specialist physicians, 150 resident physicians, 2500 nurses and 1900 auxiliary medical- and non-medical supportive staff.

Main Research Activities and Cooperation

NEMC conducts both clinical research and translational research in association with Estonian and international working groups and pharmaceutical firms. Cancer epidemiology and statistics studies are conducted in cooperation with the National Institute for Health Development comprising the Estonian National Cancer Registry. Energy metabolism in cancer is investigated in association with National Institute of Chemical Physics and Biophysics and precision oncology projects with the University of Tartu and Tallinn University of Technology.

Education

NEMC is a formal training center for the University of Tartu in pre- and postgraduate medical training. Our oncology centres offer a full range of oncology training including medical oncology, radiotherapy and haematology. Likewise, we offer training programs to non-oncology residents doing rotations in any oncological subspecialties.



**North Estonia
Medical Centre**
J. Sütiste Street 19
13419 Tallinn
Estonia

AS Ida-Tallinna Keskhaigla

East Tallinn Central Hospital

www.itk.ee

Referring Number
ID 131
Full Member

Director's foreword

The goal of East Tallinn Central Hospital is to achieve high-quality cancer care. Our core values are integrity, empathy, teamwork and openness, which ensure a sense of security - one of the main expectations people have for a hospital.

Description of the Centre and history

East Tallinn Central Hospital has a distinguished history - the treatment of patients at our present location dates back for more than 235 years. East Tallinn Central Hospital as we know it today was founded in 2001 through a merger of seven hospitals and polyclinics. Oncology Centre was established in 2012.

The hospital provides cancer prevention, diagnostics, surgery, systemic therapy and follow-up care, as well as end-of-life care to patients with oncological diseases.

In 2021, East Tallinn Central Hospital was nominated the ESMO Designated Centre of Integrated Oncology and Palliative Care for the period 2022-2024.

The hospital has 2,500 employees, including 500 doctors and more than 1000 nurses.

Main research activities

The amount and wide profile of oncology patients allow us to be a partner in international oncological research. The research department coordinates research projects and the hospital conducts clinical research in association with international working groups and pharmaceutical companies. Main research areas include women's health, urological and eye diseases.

In addition, cancer epidemiology and statistics studies are conducted in cooperation with Health Insurance Fund, the National Institute for Health Development including the Estonian National Cancer Registry.



Core Facilities

- Surgical treatment, including minimally invasive surgery
- Endoscopies for diagnosis and interventional purposes
- Brachytherapy in Eye Clinic
- Chemotherapy, innovative personalised medicine
- Pharmacy, compounding centre
- Supportive and palliative care
- Nursing Clinic with hospice department
- Radiology and nuclear medicine services
- Laboratory and pathology services with slides digitalisation, certified ISO 15189
- Clinical genetics
- Fertility treatment - freezing and preservation of gametes before radiation and chemotherapy treatment

Education

As a learning and teaching hospital, East Tallinn Central Hospital is a partner to the Faculty of Medicine of the University of Tartu in serving as the clinical basis for medical students, residents, and two Estonian Health Care Colleges in nursing training. In addition, cooperation with applied science university students, postgraduates and upper secondary education students specialising in the health care field is promoted.

The training department provides various regular in-house training programmes, open seminars and clinical conferences for healthcare professionals. Moreover, several training programmes are aimed at the population.

**AS Ida-Tallinna
Keskhaigla**
Ravi 18
10138 Tallinn
Estonia



HUS Syöpäkeskus Helsingin Yliopistollinen Sairaala

Helsinki University Hospital
Comprehensive Cancer Center

www.hus.fi

Referring Number
ID 68
Full Member 

ACCREDITATION
AND
DESIGNATION
PROGRAMME

OECE
COMPREHENSIVE
Cancer Centre

HUS 
Helsinki
University
Hospital

FINLAND

55

Director's foreword

HUS Comprehensive Cancer Centre (HUS CCC) combines expertise in several specialties and its clinicians are actively involved in clinical and translational research. The patient is at the core of all operations, and delivering top quality and safe treatment as well as enabling access to novel treatments in clinical trials is the centre's foremost task. The Centre is strongly committed to improving quality of care and treatment results, and the objective is to maintain its position among the leading cancer centres in Europe. This requires constant cooperation with international networks, such as OECE.

Description of the Centre and history

The first department of radiotherapy started its activities in Helsinki in 1936 and since then the unit has continuously grown to become the first Nordic and second European CCC within the OECE network in 2014. HUS CCC is responsible for the oncological treatment of cancer throughout the area of Helsinki and Uusimaa, with a population of approximately 1.7 million. It is Finland's largest Cancer Centre and one of the largest in the Nordic Countries. It has overall responsibility for the treatment of cancer patients, integrating the oncological treatment of all cancer types including haematology and breast surgery. Each year, CCC treats over 30 000 patients, of whom more than 10 000 are new patients. The Centre employs 600 health care professionals, more than 130 of whom are physicians.

Main research activities

The Centre supports clinical and translational cancer research on a wide scale from first-in-man and early phase I studies to large Phase III and IV trials, and range from surgical oncology, radiation

therapy, medical oncology and haematology to palliative care and research on psychosocial aspects of cancer. The scientists of CCC coordinate and take part in national and international clinical trials. All open studies for patients are available on the Centre's web site. HUS CCC has one of the first global hospital-based neutron accelerators for BNCT (boron neutron capture therapy).

Core Facilities

Medical research and care in Helsinki take place under the umbrella of the Academic Medical Centre Helsinki (AMCH), which consists of the HUS and the University of Helsinki. The AMCH provides a comprehensive collection of core services from biobanking to genomics, metabolomics, proteomics, bioinformatics, imaging, molecular pathology and data lakes. Systems medicine approach has been built for preclinical drug research, predictive biomarker discovery and novel personalized medicine clinical trials. Besides haematological cancers the systems precision medicine approach has been expanded to include lymphomas and solid tumours using innovative organoid and cancer-on-a-chip technologies.

Education

As a university level teaching hospital, HUS CCC is responsible for the teaching of medical students, specialist training for clinical haematology, medical oncology and radiotherapy and for the training of graduate students in the fields of clinical and translational oncology and haematology. The Centre also functions as a training unit for the sub-specialty in breast surgery and palliative medicine. In addition, the Centre educates hospital physicists, nursing students, and a formal cancer nurse education program has also been developed in collaboration with the Helsinki Metropolia University of applied Sciences.

**HUS Syöpäkeskus
Helsingin Yliopistollinen
Sairaala**
P.O. Box 180
(Haartmaninkatu 4)
FI-00029 HUS Helsinki
Finland



TYKS Syöpäkeskus Turun Yliopistollinen Sairaala

Turku University Hospital Cancer Centre
www.tyks.fi/syopakeskus

Referring Number
ID 94 ★
Full Member



Director's foreword

It is our honour to be part of the OECE. Our cancer centre aims to provide the population with high-quality and efficient cancer treatment based on excellent research and teaching. Our operating environment includes a) prevention of cancer and diagnostics, b) treatment, follow-up, rehabilitation as well as palliative care, c) cancer research, d) teaching and training, and e) the coordination of communications. Our strategy is to constantly develop our patient care and research activities.

Description of the Centre and history

The first hospital in Turku was founded in 1756 and first university in 1640. The cancer centre is a joint effort between the University of Turku and the university hospital as well as the central hospitals of Pori and Vaasa covering the west coast of Finland. The centre was discovered in 2015 and is public and the only cancer care provider for a population approaching 1 million. The university research activity and innovation processes are closely integrated with the centre



Main research activities

At the centre we perform clinical trials from phase I to III. Many of our doctors are affiliated with the university having dual positions. Hence, also translational and basic cancer research as well as health science research and effectiveness of the health care services are strong focuses of the centre. The cancer research laboratories are physically closely located with the hospital and our strategy is to promote a tight interaction between basic scientists and clinicians. The research activities include basic cancer signalling and cell receptor studies as well as a strong focus on cancer imaging and PET diagnostics with over 400 cancer researchers. In the health science sector, empowerment of the patients, professional development of the staff, and cost-effectiveness of the care are focus areas.

Core Facilities

The centre includes all departments of cancer surgery, haematology with allogenic stem cell centre, medical oncology (taking care of 7000 patients / yr), radiation therapy with 10 linacs (5 in university hospital and 5 linacs in central hospitals), CTs and MRI for planning and performing 30 000 treatments / year. The centre has access to isotope medicine and PET centre with close to 20 tracers. All cancer samples are stored at our Auria biobank. Our basic and translational research has access e.g. to animal facilities, NGS sequencing, proteomics unit

Education

The centre functions as the main university teaching hospital for surgeons, oncologists, physicists and nurses for the west coast of Finland.

**TYKS Syöpäkeskus
Turun Yliopistollinen
Sairaala**
Hämeentie 11 PL 52
20521 Turku
Finland



TAYS Syöpäkeskus Tampereen Yliopistollinen Sairaala

Referring Number
ID 95
Full Member ★

TAYS Cancer Centre Tampere University Hospital
www.pirha.fi/fi/palvelut/sairaalat-tays/syopa

Director's foreword

Tampere University Hospital Cancer Centre (Tays Cancer Centre) unites University Hospital cancer care and clinical, translational and basic cancer research done at the University of Tampere and the University hospital. The core values of Tays Cancer Centre are professionalism, communication, continuous learning by education and research, and being in the forefront of cancer treatment and research. These values are embedded in Tays Cancer Centre strategy and vision. Strong commitment to quality improvement and research, tight collaboration with local and national patient advocacy groups, strong connection to the primary health care providers in our region, and membership in organisations such as OECE enable us to fulfill our strategy. In the focus of all activities is the high quality of treatment and safety and wellbeing of an individual patient. From 1.1.2019, the University of Tampere, Tampere University of Technology and Tampere University of Applied Sciences will merge together to create Tampere University, a higher education and research community of 35 000 students. This will add medical technology related to cancer care to the developing research areas in Tays Cancer Centre.

Description of the Centre and history

Tampere University Hospital has longer traditions, but since 2016, cancer care and research have been restructured to form the Tays Cancer Centre, a joint effort of the University Hospital and the University of Tampere. Tays Cancer Centre serves a population of approximately 1 million, either as a secondary or tertiary referral center. The annual number of new cancer cases exceeds 5000. In 2017, over 15 200 individual patients visited Tays Cancer Centre either for treatment or follow-up, and the number of out-patient visits was 111 672. The centre covers all aspects of cancer care,



including diagnostics, surgery, medical treatment, radiation therapy, rehabilitation and palliative care. The early-phase clinical trial unit is a member of the Nordic Nect –network for early clinical trials, and performing clinical trials is one of the focus areas of Tays Cancer Centre, with 76 ongoing clinical cancer trials at the end of 2017.

Main research activities

The strong research collaboration between clinicians of the university hospital and cancer researchers of the University of Tampere covers a wide spectrum of topics ranging from prevention to basic, translational and clinical studies. Our research focus areas include: 1) prevention and early detection, especially cancer screening and etiology, 2) translational medicine, 3) phase I – II clinical trials, 4) patients' perspectives and patient-reported outcomes and 5) nursing science. The main translational and clinical research activities focus on prostate cancer, brain tumors and ovarian cancer. In addition, the Cancer Centre is participating in the development of new treatment protocols for various childhood cancers and investigating novel therapeutic strategies. In all, the number of FTE cancer researchers is close to 400.

Core Facilities

The Tays Cancer Centre has an umbrella structure that is consisting of the Tampere University Hospital and the University of Tampere. This makes the comprehensive collection of core facilities in the Faculty of Medicine and Life Sciences available for researchers. These facilities include eg. bioinformatics, imaging, mass spectrometry facility, proteomics, histology, liquid biopsy services and virus production. Two clinical trial units are working at the hospital, one for adults (FONK) and the other one for children (PeeTU). In addition, Tampere University Hospital Biobank is collecting biological samples for the needs of cancer researchers.

Education

As a university hospital, Tays Cancer Centre is responsible for teaching of medical students, residents and fellows as well as nursing students in all areas related to cancer diagnostics and treatment. In addition, there are two specialized facilities designed for learning of practical skills: Tampere Surgical Education Centre and Tampere Centre for Skills Training and Simulation. Post-graduate education is organized in collaboration with the University of Tampere.

**TAYS Tampereen
Yliopistollinen Sairaala**
P.O.Box 2000
(Research Services)
33521 Tampere
Finland

KYS Syövänhoitokeskus Kuopion Yliopistollinen Sairaala

Referring Number
ID 105
Full Member ★

Cancer Center of Kuopio University Hospital (KUH)

www.psshp.fi

Director's foreword

After renovating and building a new facility in 2015, the Kuopio University Hospital (KUH) Oncology Center provides personalized cancer treatments for different cancer types. Our oncologists are highly educated and lead several multidisciplinary groups. Thanks to the participation to the OECE A&D Programme, we are aiming at further increasing our quality in cancer care. In 2012 we adopted the CyberKnife® robot for the stereotactic radiotherapy, the PET unit, and a new cyclotron. Radiopharmaceutical production of PET tracers started in 2016. In 2017 our efforts have also been focused on further developing our brachytherapy treatments especially with regard to cervical cancer and palliative care of cancer patients. Our gynecologic, urologic and rectal surgical care has considerably progressed since purchasing the DaVinci® surgical robot in 2016. As an OECE member, I expect multidirectional exchange of know-how, as well as support for our cancer care quality program.

Description of the Centre and history

The foundation of the KUH rests on the opening of the Central Hospital of Kuopio in 1959. Nowadays, the KUH is one of the five university hospitals in Finland taking care of almost one million people in the region of Eastern and Central Finland. The KUH is a tertiary referral centre for cancer care, providing high-level specialized medical care for many other medical disciplines and educating the highest number of medical professionals in Finnish health care.

The number of new cancer cases diagnosed or treated in the KUH has figured to about 2.500 during the last five years. Since 2019 in collaboration between the Kuopio University Hospital and the University of Eastern Finland the cancer care and research was restructured to form KUH Cancer Centre. The Centre is a specialised cancer treatment and research network organization, which unites the key units providing cancer treatment and care, research as well as teaching and



education. The organization of KUH Cancer Centre comprises a network of actors and professionals participating in cancer treatment, research and education by uniting the competence of several specialties.

Main research activities

Cancer research in KUH Cancer Centre is the result of a collaboration among clinicians and research scientists in the campus of the University of Eastern Finland. The main research areas include translational cancer research, imaging and gene therapy. The researchers' diverse and high-level expertise ranges from basic research at a molecular level to clinical expertise. The research rests on modern research methods and extensive national and international networks including several Phase IV clinical cancer trials.

Translational cancer research is conducted in a consortium of several strong research groups. The different focus areas of research complement each other and constitute a cancer research cluster which highlights the expertise of the University of Eastern Finland in cellular-level genomics/epigenomics, extracellular matrix, cancer markers and clinical applications, the use of diverse imaging methods and bioinformatics, environmentally-induced cancer and its mechanisms, metabolism, transfer, modelling and exploration of novel administration methods for cancer drugs. Research provides a better understanding of the basic mechanisms, diagnostics and treatment of cancer – bringing personalised medicine to the clinic. The foundations of translational cancer research rests on clinical tumor samples along with their associated information collected and preserved by Biobank of Eastern Finland. The accredited activities of the Gene Diagnostics Laboratory are also essential for clinical research.

Core Facilities

Core facilities cover the whole range of different cancer therapies and research.

- Surgical treatment including minimally invasive and robotic surgery, endoscopies for diagnosis and interventional purposes.
- Radiotherapy with advanced techniques; robotic radiotherapy (CyberKnife®), brachytherapy with interstitial techniques. 18.500 visits/year.
- Chemotherapy, stem cell transplantations, supportive and palliative care.
- Radiology and interventional radiology and Nuclear medicine services;
- Pathology services and Genetic consultations.
- Biobank of Eastern Finland
- Kuopio University Hospital's Science Service Center is a support service unit for research administration providing specialized service in health research matters.

Education


The KUH is Finland's largest physician trainer. Each year, almost a thousand future physicians undertake their undergraduate or specialist studies at the hospital. The KUH is a notable university hospital for applied science university students or upper secondary education students specialising in the health care field. Over a thousand Finnish students and numerous international students practice at the hospital every year.

**KYS Syövänhoitokeskus
Kuopion Yliopistollinen
Sairaala**
P.O.Box 100
70029 KYS Kuopio
Finland

OYS Oulun Yliopistollinen Sairaala

Oulu University Hospital

www.ppsshp.fi

Referring Number
ID 110
Full Member 

ACCREDITATION AND DESIGNATION PROGRAMME
IN THE ACCREDITATION PROCESS

OYS OULU UNIVERSITY HOSPITAL

FINLAND

63

Director's foreword

Oulu University Hospital (OUH) is the most important public service provider of specialized cancer care in Northern Finland. In addition high-quality care, OUH has strong focus research and teaching. OUH sees research activities as an investment which produces direct and indirect health benefits.

Description of the Centre and history

OUH was founded 1973 as a high-quality specialized healthcare service provider for Northern Finland. Today OUH offers services for area accounting more than half of Finland's geographical area and 741,000 inhabitants. OUH has 900 hospital beds and in total ca. 134,000 patients are treated yearly by 6700 employees.

Main research activities

Research activities are carried out in the Hospital extensively across all disciplines. Research strengths include population-level studies, connective and supportive tissue research, and research into gene-environment interaction.

Active cancer research, varying from basic molecular biology to clinical trials, is done at all care units (oncology, hematology, gynecology, surgical specialties, and pediatrics) and at the University

of Oulu. Main research areas are:

- 1) Basic tumor biology
- 2) Cancer immunology and immunotherapy
- 3) Pediatric, hematological, and gynecological malignancies
- 4) Lung cancer and Lymphomas
- 5) GI- and GU-cancers
- 6) Digital interventions in cancer treatment

Core facilities

Core facilities for treating cancer patients include department of surgery, oncology and hematology (including radiotherapy unit and facilities for stem cell transplantations), radiology, pathology with molecular diagnostics core, biobank medical research center. Joint research core facilities with University of Oulu include sequencing and bioinformatics, protein analysis, pre-clinical imaging, animal facility, and virus production.

Education

OUH trains wide scale medical and biomedical professionals jointly with University of Oulu and Oulu University of Applied Sciences. This includes training of medical, biomedical, and nursing students, and specialist training in medical and radiation oncology, hematological malignancies, surgical oncology, pediatric oncology, radiation physics, and palliative care. Ph.D training programs are carried out jointly with University of Oulu.



OYS Oulun Yliopistollinen Sairaala
PL 10 Kajaanintie 50
90029 OYS Oulu
Finland

Association Toulousaine d'Oncologie Publique (ATOP)

Association for Toulouse Public Oncology
www.chu-toulouse.fr

Referring Number
ID 119
Full Member



Director's foreword

Preventing, diagnosing, curing and supporting cancer in close connection with professionals of the territory in organised pathways; bringing the constant value of expertise at the highest level; welcoming anyone at all times anyone and granting them access to the best possible care without any consideration other than their medical need; participating daily in the permanent improvement of care through research, teaching and innovation: these are the fundamental values of our Network, daily supported by all our partners.

Description of the Centre and history

ATOP is a unique model of organisation of care, research and teaching in oncology in France. This public cancer network gathers two partners in excellence of care, research, teaching and education: IUCT-Oncopole (in an CCC A&D program) composed of Institute Claudius Regaud and Toulouse University Hospital's units) and oncology units of Toulouse University Hospital. The network was built in 2014 and it is a great opportunity to restructure public-sector cancer care in the Toulouse area. The different specialities that make up the area's comprehensive and innovative offer are divided, with no overlap, among three sites: IUCT-Oncopole, IUCT-Purpan and IUCT-Rangueil/Larrey.



Main research activities

The CRCT (INSERM, CNRS, University) integrates research programs in four different fields : Cell Signaling & DNA Damage Response, RNA & Cancer, Microenvironment & Metabolism, Onco-Immunology. Its purpose is to solve problems and making discoveries through basic science that can lead to the development of anticancer agents and treatments. In 2020, more than 485 articles were published, 341 clinical trials were open including.

Core Facilities

The innovative techniques for diagnosis and treatment at the service of patients for a global management:

- Medical oncology: 105 beds & places, oncogenetic service, MDT meetings, supportive care (therapeutic educational program, palliative care...).
- Clinical Trials: INCa-certified early phase centre by the French Cancer Institute, certified ISO 9001:2015, conducting phase I trials (part of the leading 3 national centers).
- Surgery: 65 beds & places, 7 operating rooms, 50% of outpatient care for senology; tele-robotic, local cryotherapy (urology), per operative radiotherapy...
- Hematology and Internal Medicine: 100 beds & places, 180 clinical trials in progress.
- Nuclear medicine & Imaging: 18 beds & places, PET Scan, MRI, gamma cameras, 3D imaging.
- Radiotherapy: 7 accelerators (including tomotherapy), innovative techniques.
- Resuscitation unit: 12 beds
- Anatomopathology: telepathology, liquid and solid tumours, 1 000 exams/week, 2 special rooms for analysing surgery samples quickly.
- Pharmacy: 400 chemotherapies/day, radiopharmacy, certified ISO 9001:2015.

Education

Major changes in the practice of oncology must be taken into account and anticipated in training and teaching. This center of convergence for all disciplines represents an ideal forum for initial and continued training across the entire oncology fields.


Association Toulousaine d'Oncologie Publique (ATOP)

2, Rue Viguerie
31059 Toulouse Cedex 9
France

Centre Léon Bérard

Léon Bérard Center

www.centreleonberard.fr

Referring Number
ID 9 
Full Member



Director's foreword

The Léon Bérard Centre (CLB) is one of the 18 French Cancer Centers of the UNICANCER group. It is a comprehensive cancer Center and a University Hospital involved in screening, care entirely dedicated to cancer, with three overarching aims: care, research and teaching, and the mission to offer the best quality of care to cancer patients.

In the Auvergne-Rhône-Alpes region which gathers 7.8 million inhabitants, cancer unfortunately remains a major public health issue with 42,400 new cases and 17,600 deaths annually. In 2020, the teams of the CLB treated more than 35,500 patients, mainly from the Rhône-Alpes region, but also from other areas of France, from French overseas territory and from abroad.

The CLB is a reference and innovation center for frequent and rare cancers. Selected as the coordinating center for the national network of reference center for sarcomas, mesothelioma, and rare ovarian cancers, it is also specialised in the treatment of other rare tumors, complex digestive tumors, germinal tumors, metastatic kidney cancer, breast cancer, myeloma and lymphoma and solid tumors in children.

The CLB has a favorable structure for its missions: while exclusively devoted to the care of patients in the public sector (private activity is forbidden in cancer centers in France, and these are the only structures where this is in place in this country), it is a private healthcare facility with attractive flexibility for the rapid generation of novel projects, participation to international consortia, and interactions with innovative biotech.

Description of the Centre and history

The CLB dates back more than 90 years. In 1923, Professor Léon Bérard (a pioneer in thoracic and cancer surgery) opened France's second cancer center with 60 beds, in Lyon. The center's capacity was boosted by supplying one of the first major donations of Radium. In 1935, it was equipped with high-throughput radiotherapy equipment and a state-of-the-art surgical department. The actual center was opened in 1958, and since has been entirely restructured and has expanded.

In June of 2006, the CLB established its own home hospitalisation facility dedicated to cancer care, which currently counts over 210 beds.

© Marie Laure Luca



Main research activities

Over 500 full-time researchers are working side-by-side with the medical teams and the patients to facilitate ground-breaking scientific discoveries and their applications in novel treatments.

The Department of Translational Research includes different platforms allowing the storage of numerous samples of various types of tumor and their analyses (pathological component and molecular component using DNA sequencing techniques and bioinformatics), biomarkers research, analysis of patient immune responses, generation of new molecules as potential "drug candidates", followed by their study using in vivo cancer models.

Translational research efforts also include the generation of new surgical techniques and improvement of radiotherapy techniques.

A Department of Clinical Research certified ISO 9001, provides for testing of new molecules or new therapeutic strategies in humans, and promotes interactions between the medical teams and the research teams.

The CLB is formally approved as an early-stage cancer clinical trial center (CLIP2) by the French National Cancer Institute (INCa), and for the integration of early-stage pediatric trials.

The department hosts teams working on hereditary predispositions to cancer and on the assessment of professional practices, investigation of environmental, occupational, and nutritional factors linked with certain types of cancer.

In 2020, 20.5% of treated patients were enrolled in a clinical trial.

Core Facilities

Recognized as a cancer referral and treatment facility, the CLB offers a comprehensive range of care by pooling the required skills that grants patients access to the most innovative technics for diagnosis and treatment on a single site:

- Chemotherapy, innovative personalised medicine, hemopoietic stem cell transplantation, supportive care
- Cancer and referral surgery, minimally invasive surgery, intra-peritoneal chemotherapy, innovative anesthesia procedures
- Complex techniques in Radiotherapy, expertise in pediatric radiotherapy
- Radiology and interventional radiology
- Nuclear medicine for diagnosis or therapeutics
- Endoscopy and interventional endoscopy
- Cytopathology and molecular diagnosis, ISO certified Biobank
- Oncogenetics consultation
- Consultation for Work-related cancers.

Education

As a University Hospital, teaching is one of its principal missions; the CLB is recognized as a Training Institute that offers training in more than twenty areas to health professionals in the field of oncology, every year. This relaying of knowledge takes place at several levels: training sessions, external participations in the initial training of future oncologists, tertiary level teaching for the personnel of the CLB, universities, practitioners, caregivers etc.

Centre Léon Bérard
Rue Laënnec, 28
69373 Lyon Cedex 08
France

Director's foreword

The Institut Curie is a foundation of public interest, which combines one of the largest European oncology research center and two state-of-the-art hospitals.

The Curie Foundation must anticipate the new definition of 21st-century Comprehensive Cancer Centers in its current 2015-2020 enterprise project, by further strengthening the link between research and care.

The heart of this enterprise project, which includes a medical project and a scientific project, is the Medical and Scientific Project (MSP), which must translate the "Curie model" on the three sites. The project set out for the historical site of Rue d'Ulm in Paris is to create a pilot site for "Systems biology and global support of patients". Saint-Cloud will focus on "precision medicine and the patient care process", while Orsay will carry on the tradition of the Institute as a pilot site for "radiation biology and innovation in radiotherapy". A minimum of two medical and scientific projects co-headed by a physician and a researcher shall be defined for each of the three sites and progressively implemented in connection with the SIRIC (Integrated Cancer Research Center) and Institut Carnot.

Description of the Centre and history

Institut Curie, France's leading cancer center, combines an internationally-renowned research center with a cutting-edge hospital group, which treats all types of cancer, including the rarest. Founded in 1909 by Marie Curie, Institut Curie employs 3,700 researchers, physicians, and health professionals across three sites (Paris, Saint-Cloud, and Orsay), all of whom contribute to its three missions of treatment, teaching, and research. A private foundation with public utility status, Institut Curie is authorized to accept donations and bequests, and thanks to the support of its donors, is able to accelerate discoveries and improve patient treatment and quality of life.




Main research activities

In the bylaws of the foundation known as Institut Curie, we propose the development of the following, in the interests of science and of patients, via close interdisciplinary cooperation among staff:

- Basic scientific, translational and clinical research in physics, chemistry, biology and radiobiology, to put science to work for people and to help fight diseases, in particular cancer.
- Diagnostics, follow-up and care given to patients within a hospital group assimilated with a cancer research center, belonging to the Unicancer federation:
- Development of research and access to innovation, which requires Institut Curie to forge ties with economic players that will help develop innovations to assist patients and/or to improve scientific knowledge.
- Preservation and transfer of knowledge in the aforementioned areas, in particular through teaching and museology activities.

All of the activities conducted by Institut Curie to help fulfil its missions take place within three entities: a leading hospital group in oncology at three sites (Paris, Orsay, and Saint-Cloud), an internationally-renowned research center with 1,100 researchers working in 86 research teams, and the foundation's head office.



Education

For Institut Curie, teaching is a function that's inseparable from research and treatment, and as such is fully part of the foundation's social missions. For the preservation of knowledge, Institut Curie is the keeper of the work conducted by the Curie and Joliot-Curie families, and has a duty to pass on the history of this work to a broad audience. Its contribution to the international influence of research and treatment, in particular in oncology.



Institut Curie
26 rue d'Ulm
75278 Paris cedex 5
France

Institut Paoli-Calmettes

www.institutpaolicalmettes.fr

Referring Number
ID 100
Full Member 

Director's foreword

Institut Paoli-Calmettes (IPC) is one of the largest university-affiliated cancer centers in France. Its priorities are the diagnosis and treatment of adult cancers, prevention, education, and basic, translational and clinical research. IPC received the SIRIC label (Integrated Cancer Research Center) from the National Cancer Institute (INCa) in 2012, in partnership with the Public Hospitals of Marseille.

Description of the Centre and history

Created in 1945 by ordinance by the French authorities, IPC is a private, independent, not-for-profit cancer research center involved in the management of more than 10 000 new cases of cancer each year. With 1 584 staff-members, including 184 physicians and more than 270 scientists, and an annual budget of ~200 million Euros, IPC is the third Cancer Center in France.

Main research activities

IPC carries out an integrated research program encompassing basic science, translational, clinical and socio-medical research. It hosts two research centers, the Center for Cancer Research of Marseille for biological research, and the Cancer, Biomedicine and Society team for socio-



medical research; clinical research is carried out in the Department of Clinical Research of IPC. At IPC, physicians and scientists work together on innovative projects, with the aim of advancing knowledge in cancerology and transferring this knowledge to medical applications for the benefit of the patients. Our main research programs focus on breast cancer, malignant hemopathies and pancreatic cancer.

Core facilities

IPC hosts 17 state-of-the-art technological and clinical platforms including a biobank, a department of clinical research and innovation, a data management center, an early phase trial unit, and platforms for preclinical assays, experimental pathology, immunomonitoring, onco-genomics, proteomics, bioinformatics, drug discovery, chemo-biology and cell imaging.

Education

IPC is committed to the education and training of the next generation of scientists and health care professionals in cancer research and cancer patient care. IPC is affiliated to the University of Aix-Marseille and it coordinates the Masters in Human Pathologies focused on Oncology which trains 50-60 students per year. 10 PhD thesis are defended each year at IPC.



Institut Paoli-Calmettes
232 Boulevard Sainte
Marguerite
BP 156 13273 Marseille
cedex 9
France

Institut Universitaire du Cancer de Toulouse-Oncopole

Referring Number
ID 107
Full Member 

University Cancer Institute Toulouse-Oncopole
www.iuct-oncopole.fr

Director's foreword

Institut Universitaire du Cancer Toulouse – Oncopole (IUCT-Oncopole) combines one of the affiliated cancer centers in France, Institut Claudius Regaud, and Toulouse University Hospital oncology teams. It is strategically and physically linked to CRCT (Toulouse Cancer Research Center). This institute is devoted to treat cancer patients, to develop basic, transfer and clinical research and to provide teaching

Description of the Centre and history

Opened in 2014, IUCT-Oncopole is involved in 11 113 new cases of cancer each year management. 1800 staff-members including 300 physicians and 420 researchers are devoted to therapeutic innovation. The proximity and the pooling of platforms foster the care/research continuum.



**Institut Universitaire
du Cancer de
Toulouse-Oncopole**
1 Avenue Irène Joliot-Curie
31059 Toulouse Cedex 9
France



INSTITUT UNIVERSITAIRE
DU CANCER DE TOULOUSE
Oncopole

Main research activities

The CRCT (INSERM, CNRS, University) integrates research programs in 4 different fields : Cell Signaling & DNA Damage Response, RNA & Cancer, Microenvironment & Metabolism, Onco-Immunology. Its purpose is to solve problems and making discoveries through basic science that can lead to the development of anticancer agents and treatments.

Core Facilities


The innovative techniques for diagnosis and treatment at the service of patients for a global management :

- Medical oncology : 105 beds & places, oncogenetic service, MDT meetings, supportive care (therapeutic educational program, palliative care...).
- Clinical Trials : INCa-certified early phase centre by the French Cancer Institute, certified ISO 9001:2015, conducting phase I trials (part of the leading 3 national centers).
- Surgery : 65 beds & places, 7 operating rooms, 50% of outpatient care for senology ; tele-robotic, local cryotherapy (urology), per operative radiotherapy...
- Hematology and Internal Medicine : 100 beds & places, 150 clinical trials in progress.
- Nuclear medicine & Imaging : 18 beds & places, PET Scan, MRI, gamma cameras, 3D imaging.
- Radiotherapy : 7 accelerators (including tomotherapy), innovative techniques.
- Resuscitation unit : 12 beds
- Anatomopathology : telepathology, liquid and solid tumours, 1 000 exams/week, 2 special rooms for analysing surgery samples quickly.
- Pharmacy : 400 chemotherapies/day, radiopharmacy, certified ISO 9001:2015.

Education

Major changes in the practice of oncology must be taken into account and anticipated in training and teaching. This center of convergence for all disciplines represents an ideal forum for initial and continued training across the entire oncology fields.

Assistance Publique – Hôpitaux de Paris Institut Universitaire de Cancérologie APHP. Sorbonne Université (IUC APHP.SU) www.aphp.fr

Referring Number
ID 112
Full Member 

Director's foreword

It is an honor for our institute to be part of this OECD community which brings together teams of excellence from different horizons.

Our main goal is to create a synergy between the professional care, research, education and management of cancer for the development of innovations in cancer care and the OECD represents a real opportunity to develop partnerships of excellence.

Description of the Centre and history

The IUC created in 2012, is the federative structure in charge of research & medical activities on cancer within two University Hospital of APHP (HUEP & HUPSL-CFX)* covering the eastern area of Paris in relation with Sorbonne University.

Some key figures : 5,000 healthcare professionals, 90 care & research teams, 16,000 cancer patients each year (including nearly 10,000 new cases).

* HUEP: University Hospitals of Eastern Paris – Saint-Antoine, Tenon, Trousseau and Rothschild ;HU PSL-CFX: Pitié Salpêtrière - Charles Foix.



Main research activities

30 clinical, translational and fundamental multidisciplinary research teams in cooperation with faculty biology, engineering, science, mathematics, physics human society are mobilized.

Regarding clinical research, all the topics are covered in solid tumors and hematology from pediatrics to oncogeriatrics, including also prevention & human society within in our 15 experts centers and 10% of treated patients have been involved in a research program in prevention, diagnosis or treatment. This expertise is recognized through more than a dozen NCI labels, as Integrated Cancer Research Site (SIRIC-CURAMUS), Early Phase Labeled Center for adult & pediatric (CILP), High Risk of Female Cancers Center, Primary CNS lymphomas (LOC), High Grade Oligodendrogliomas (POLA), rare cancer and cancer in immunodeficient patients or viral induced, ESGO certified Ovarian Cancers Center.

Core Facilities

6 hospitals are offering close to 600 hospital beds dedicated to cancer patients

All the modern tools and platforms for prevention, diagnosis, treatment and follow-up of the patients as molecular Biology, NGS platform, Radiotherapy, Surgical robot, Pet IRM..

Cancer Risk Management Platform, Six clinical Research Group, biology and investigation clinical research, social facilities, Patient University.

Education

The education as part of the faculty of medicine and the larger Sorbonne University structure on all topics of cancer for all types of professionals : physicians, nurses, and new professions.

The IUC specifically developed to inform and graduate patients, paramedical and medical professionals : cancer expert and partner patients with "Université des Patients", specialized oncology nurses, interdisciplinary PhD program, international educational partnerships with Sao Paulo University Cancer Institute (Brazil), Tisch Cancer Institute at Mount Sinai (New York, USA), Institute for Oncology and Radiotherapy (Belgrade, Serbia).



**Assistance Publique –
Hôpitaux de Paris
Institut Universitaire
de Cancérologie APHP.
Sorbonne Université
(IUC APHP.SU)**

Faculté de Médecine Sorbonne
Université
Site Pitié Salpêtrière 91
Boulevard de l'Hôpital
75013 Paris
France

Institut du cancer Paris CARPEM

AP-HP.Centre-Université Paris Cité

www.carpem.fr



Director's foreword

Pierre Laurent-Puig has been focusing his research activities on the identification of diagnostic prognostic and predictive markers based on genomic alterations mainly in digestive cancer and lung cancer for the last 30 years. He is a Professor at the Paris Descartes University Medical School. He is the director of the SIRIC CARPEM (2013 up to now). He works within the Department of Biology at the European Georges Pompidou Hospital (EGPh) Paris', where he is responsible for the Clinical Oncogenetics Unit and he is also director of the INSERM research unit "Personalized Medicine, Pharmacogenomics and Therapeutic Optimization - Descartes University".

Description of the Centre and history

The APHP-CARPEM INSTITUTE is a joint venture between the 3 University hospitals of Paris Descartes University: European Georges Pompidou hospital, Cochin hospital and Necker-Enfants malades hospital. They gathered their forces in oncology fields to provide a high quality cancer healthcare. Up together more 100 physicians and more 300 researchers, engineers and postdoc are dedicated to cancer treatment and research activities

Main research activities

APHP-CARPEM INTITUTE gathers 21 research teams and 11 clinical teams to foster the development of translational research in oncology. The development of personalized or precision medicine requires the integration of different sources of knowledge to identify biomarkers that at

the end render precision medicine useful for the daily medical management of patients. The main strategy of CARPEM institute is to promote the integration genomics with immunology to meet the challenge of oncology of the 21st century.

Core Facilities

The APHP-CARPEM INSTITUTE is strongly supported by outstanding technical facilities including: 24 operating rooms including 4 ambulatory surgery wards, surgical robots, 8 wards for digestive and bronchial endoscopy, 2 PET scans, 3 gamma cameras, 3 CT scans, 2 MRIs. The radiation therapy platform covers new radiotherapy techniques such as conformal radiotherapy including dose optimization methods, intensity-modulated radiotherapy. A cyberknife completes the Department's technical offer. It is the first dedicated extracranial radiosurgery system in the Ile-de-France region. As far as clinical cancer research is concerned, more 180 trials were ongoing in 2018.



Institut du cancer Paris CARPEM
AP-HP.Centre-Université Paris Cité
 20 Rue Leblanc
 75016 Paris
 France

Centre François Baclesse

www.baclesse.fr

Referring Number
ID 113
Full Member



unicancer NORMANDIE - CAEN

FRANCE

Director's foreword

The Francois Baclesse Centre (CFB), in Caen, Normandy, is a private institution serving a collective benefit (ESPIC) with three medical and academic purposes - care, teaching and research. It is one of the 18 Cancer Care Centres from UNICANCER and does not have any private activity or extra fees for hospital services.

It constitutes a regional and national reference, especially with regard to the upper digestive tract, breast and ovarian cancers, as well as to radiotherapy for paediatric tumours. With the Curie Institute in Paris and the Antoine Lacassagne Centre in Nice, CFB is amongst the cancer centres implementing proton therapy within ARCHADE (Advance Resource Centre for HADron therapy in Europe).

CFB has three main lines of action: 1) a comprehensive approach to patient care, 2) a research strategy covering fundamental research and all the way to the clinic and 3) the development of innovative treatments for precision medicine at the diagnostic level, with bio-pathology and imaging, and at the therapeutic level with surgery, chemotherapy and radiotherapy.

Description of the Centre and history

Born on April 26, 1896, in the Grand Duchy of Luxembourg, François Baclesse studied medicine in Paris. Particularly interested in the use of ionising radiation for medical use, he was a student of Marie Curie and Claudius Regaud and one of the fathers of modern radiotherapy. Her world-renowned publications have included breast, larynx, uterus and bone sarcoma cancers.

The Francois Baclesse Centre has been founded in 1923 and has been located, since 1973, close to its main local partners:

- University Hospital of Caen Normandy,
- Health university unit and the nursing school,
- National Large Heavy Ion Accelerator (GANIL),
- Medical Cyclotron (CYCERON),
- European Center for Research and Treatment in Hadrontherapy (ARCHADE),
- University of Caen Normandy.

The radiotherapeutic technical capability is in an almost unique position in France for conducting comparative evaluations of the CyberKnife[®] and TomoTherapy[®] systems, depending on the type of pathology. The radiotherapy service is the clinical and medical physics referent for the ARCHADE project and Hadrontherapy. The CFB is the third site in France where Proton Therapy is available.



Main research activities

The objectives of the research of CFB aim at:

- 1) transferring pre-clinic research and early development treatments to medical applications for the benefit of patients;
- 2) evaluating the innovation of the different treatments and care of patients.

The most important research programs include:

- 1) research in ovarian cancer: from bench to bed-side and survivorship period,
- 2) new approaches in radiotherapy including preclinical, physical and clinical and quality of life studies focused on stereotactic radiation proton and Hadrontherapy,
- 3) studies of quality of life and survivorship,
- 4) epidemiology with an extensive program of the impact of pesticides,
- 5) genetic.

The research is integrated into a multidisciplinary approach supported by Inserm cancer departments and clinical research departments.

The department of clinical research, with more than 150 trials, is labelled by French Health Ministry as Innovation and Research Department (DRCI), labelled by the French National Cancer Institute (INCa) as an early stage cancer clinical trial centre (CLIP²). The molecular biology platform and biology research departments are involved in translational research (biomarkers) with two essential axes (apoptosis and homologous recombination repair). Human social research is also included in different projects including supportive care, quality of life, neuroscience (cognition and survivorship). The Inserm Unit U1245 is involved in a major research axis on genetic predisposition to breast and ovarian cancers (HBOC).

Core Facilities

- 6 operating theatres / intermediate care unit; minimally invasive surgery, robotic-assisted laparoscopy, intraperitoneal chemotherapy, innovative anesthesia procedures; endoscopy & interventional endoscopy.
- Radiotherapy: 7 accelerators (Cyberknife[®] / Tomotherapy[®] / RapidArc[®] / Clinac[®] / Artiste[®]) / 1 proton therapy unit / intraoperative radiotherapy (Intrabeam[®]) / Brachytherapy.
- Radiology and Nuclear Medicine: PET-CT / 3 gamma cameras / MRI / CT scan / mammography / breast biopsy device / interventional radiology.
- Cytopathology and molecular diagnosis, ISO certified Biobank / Next generation sequencing / Bio-informatic platform, molecular genetic platform / Oncogenetics
- ISO certified Clinical Research Unit, and ISO certified Data Management

Education

The CFB is a University Hospital involved in the academic teaching coordinated by oncologist MD-PhD professors in link with the Normandy University, including medical teaching and University masters.

Health professionals of CFB are involved in the education of scientist and healthcare professionals in cancer research and care. About 200 medical residents or externs are welcome per year in an internship. The CFB is also implicated in continuous professional development training (12 training courses - 300 healthcare professionals per year).


Centre François Baclesse

3 Avenue Général Harris
14076 Caen Cedex 5
France

Institut de Cancérologie de l'Ouest (ICO)

Integrated Center for Oncology

www.institut-cancerologie-ouest.com

Referring Number
ID 117 
Full Member



unicancer PAYS DE LA LOIRE

FRANCE

Director's foreword

The ICO's strategy is anchored around 4 areas of development, in order to become an expert reference center for treatment co-ordination and cancer health services ; a reference center where patients have control over their degree of autonomy during treatment, within the limits of ethical practice, a center where research and innovation are an integral part of our health care practice ; an expert center motivated by a managerial policy for efficiency, quality and pertinence.

Description of the Centre and history

René Gauducheau Center in Nantes was founded in 1924 and Paul Papin Center in Angers in 1925. These 2 centers merged in 2011 to become The Integrated Center for Oncology (ICO). The ICO welcomes almost 45 000 patients per year thanks to 1300 employees, 200 physicians, 100 residents and 500 students.

Specialised in oncology, ICO professionals support patients at every stage of their care pathway, through a personalised, innovating and multidisciplinary approach. From quick diagnosis to surgery, chemotherapy and / or radiotherapy, ICO also offers patient support services, highly developed in our institution.

The ICO's research, a separate sphere of activity, ranges from basic to clinical trials, including knowledge transfer, in all areas of oncology : medical oncology, radiotherapy, surgery, anaesthesia / algology, nuclear medicine, medical imaging, patient support and human science. Through its role in education, the institution trains tomorrow's professionals.

Main research activities

The ICO is committed in integrating research into daily patient management.

Systemic medicine: Prevention (identifying predispositions to breast cancer in the population), leading to a better quality of life for patients and increased overall survival, Personalization (giving the right patient the right treatment at the right time), and Safety (minimizing the toxicity of treatments).

Big data – machine learning: Modelling (integrating heterogeneous patient data to evaluate the cancer's complexity), Innovation (developing new software tools to improve personalized cancer treatment), and Ethics (ethically managing databases in line with regulatory constraints).

Clinical research: Streamlined resources (using routine clinical data in clinical trials) to reduce the time needed to develop new treatments, ant to improve number of patients included in clinical trials, Profitability (facilitating decision-making and improving the performances of phase III clinical trials) to reduce the cost of clinical trials and Innovation (bringing the pharmaceutical industry virtual control arms) to reduce health costs due to the increased efficacy of treatments and prevention strategies.

Core Facilities

- Medical oncology – almost 40 000 chemotherapy sessions / year
- Radiotherapy – around 100 000 sessions / year, 11 accelerators and 1 intraoperative accelerator
- Medical imaging – 46 000 exams / year
- Nuclear medicine – more than 18 000 procedures / year
- Internal pharmacy
- Anatomical pathology laboratory
- Support services
- Surgery and Anaesthesia – 8 operating rooms and a monitoring unit, 5 600 surgery stays par year including 66% ambulatory stays

Technology platforms for healthcare and research

- Genomics
- Proteomics
- Transcriptomics
- Lipidomics
- Biological resource centre -Tumour Bank

Education

Teaching and continuous professional training are an integral part of the 4 fundamental missions of the Institut de Cancérologie de l'Ouest (Health care - Research - Teaching - Prevention).

The majority of the staff of the cancerology section of the National University Advisory Board (Fr. Conseil National des Universités , CNU) of the Pays de la Loire Region are attached to ICO. Several of them occupy key positions within the CNU.

Whilst all of the professional staff at the ICO contribute to the teaching mission, University-Hospital staff and University staff actively drive the training policy in the various disciplines present at the ICO, notably by their attachment to a research team. Notably, they participate in many Inter-University Diplomas (Fr. Diplômes Inter Universitaire, DIU).



Institut de Cancérologie de l'Ouest (ICO)

ICO St-Herblain
Boulevard Jacques Monod
44805 Saint Herblain


ICO Angers
15, rue André Boquel
49055 Angers

France

Centre Henri Becquerel

www.centre-henri-becquerel.fr



Referring Number
ID 63A 
Associate Member



Director's foreword

Establishment of private law, non-profit and of public utility, the Henri Becquerel Centre participates in the public hospital service. It receives public funding and is subject to the supervision of the Regional Health Agency (ARS). It falls into the category of health establishments Private Collective Interest (ESPIC). Its Board of Directors is chaired by the representative of the State in the region.

National and regional positioning

Henri Becquerel Centre is attached to the French Federation of Centres for the Fight Against Cancer - UNICANCER Group, which brings together 20 centers in France. This affiliation provides an additional guarantee of quality and innovation in their care missions of teaching and research at the service of patients. In Normandy, the Henri Becquerel Center and the University Hospital of Rouen form the regional reference center for cancer and formed together a Health Cooperation Group (SCG): The Regional Cancer Institute of Haute-Normandie (IRCHN).

Direction and Management

Like all Centres for the Fight Against Cancer, the Henri Becquerel Center is directed by a physician. It is surrounded by a Steering Committee and a Medical Conference Establishment (CME). This balance in the composition of the Directorate, between managers and doctors is a feature of the Centres for the Fight Against Cancer.

Main activities

Like all Centres for the Fight Against Cancer, the Henri Becquerel Center provides a threefold mission:


- Care: screening, diagnosis, treatment and monitoring of cancer
- Research: basic research, clinical research
- Education: student training of medical and paramedical sectors



Centre Henri Becquerel
Rue d'Amiens
CS 11516
76038 Rouen cedex 1
France


**EQUALITY
BASED ON
MERIT AND
AN INCLUSIVE
CULTURE
MAKE GENDER
DIVERSITY AN
ASSET TO THE STRENGTH
OF THE OECEI COMMUNITY**

www.oeci.eu/GenderEqualityStrategy.aspx



Gustave Roussy

www.gustaveroussy.fr

Referring Number
ID 13 
Full Member

Description of the Centre and history

An overall approach to the illness for a personalised management which combines innovation and humanity.

The Villejuif Cancer Institute was founded in 1926 by Professor Gustave Roussy, a visionary who has fathered the concepts of “oncology as a transversal discipline” and “multidisciplinary care”.

The Institute has developed, over almost 100 years, an approach to cancer treatment which adheres to the values of its founder: innovation, energy, sharing and benevolence.

Gustave Roussy conducts an active regional partnership policy for care, research and teaching. It also exports its knowledge and expertise abroad, through agreements for international cooperation. In 2021, Gustave Roussy is Europe's leading comprehensive cancer centre. It is entirely dedicated to patients and works in three different areas: care, research and teaching.

The Institute provides cancer care to patients regardless of age. It excels in providing highly complex multidisciplinary treatments. Expert in rare cancers and complex tumours, the Institute deals with all cancers at all ages of life and bases its specificity on therapeutic innovation.



ACCREDITATION AND DESIGNATION PROGRAMME IN THE ACCREDITATION PROCESS

GUSTAVE ROUSSY
CANCER CAMPUS
GRAND PARIS

FRANCE

85

The patient is at the centre of Gustave Roussy's vision of care. Researchers, teachers, medical doctors and care providers join forces to provide patients with optimal overall care. Day in day out, they build tomorrow's medicine, innovative and humanist. They all join forces to work together to beat cancer and are also very involved in personalized cancer prevention and post-cancer care.

Gustave Roussy is developing an integrated approach between research, healthcare and training for the benefit of patients. Its 3,200 professionals, investigators, teaching staff, doctors and nurses, draw upon their talents in order to offer optimal overall management.

Gustave Roussy's ambition is to offer patients global care, combining humanity and clinical innovation. The Institute is committed to improving their quality of life by basic supportive care. In line with Plan Cancer 3 the Institute is also engaged to optimize the care process, especially in developing outpatient care which goes hand in hand with the less invasive treatments. Finally, Gustave Roussy manages to establish ways of improving relations with patients and addressing their current and future needs in terms of service.

Main research activities

An advanced research integrating fundamental, translational and clinical research.

Gustave Roussy's strength is integrating basic, translational and clinical research, and its capacity for innovation. In its strategic plan for 2030, Gustave Roussy has defined 10 scientific programs to mobilise its researchers on break-through studies, on personalised medicine, immunology, AI, microbiota, innovative treatments, post-cancer, for adults as for children.

Education

High level training covering the whole fields of cancer therapy.

The transmission of knowledge is inseparable from research. L'École des Sciences du Cancer, founded by Gustave Roussy and Paris-Saclay University is a unique training facility in France and employs top-end teaching staff working on training courses covering every aspect of oncology: from basic research to clinical practice



Gustave Roussy
114 rue Edouard Vaillant
94805 Villejuif cedex
France

Centre Jean Perrin

Comprehensive Cancer Center

Jean Perrin

www.ejp.fr

Referring Number
ID 99 
Full Member

Director's foreword

The field of oncology is constantly evolving affecting each day new people. The Jean Perrin Center devotes itself to patient care at all times by ensuring quality care, research and teaching excellence in cancerology and promotes innovations.

Description of the Centre and history

The JEAN PERRIN Center has been open since 1973. It is a private health institution of public interest, member of the UNICANCER group of the French National Union of Comprehensive Cancer Centers. Certified without restriction by French High Authority of Health in 2003, 2007, 2011 and 2016.

By actively participating in bringing together scientific research and medicine in order to develop all forms of medical applications, the Nobel Prize in Physics Jean Perrin lends its name to the will of the continuous progress that drives the teams of our Center of Struggle Against Cancer facing the disease.



ACCREDITATION AND DESIGNATION PROGRAMME IN THE ACCREDITATION PROCESS



Main research activities

The JEAN PERRIN Center is a regional reference hospital for an innovative and high precision cancer treatment and research allying safety, quality and respect for the human being.

The Jean Perrin Center is part of the development of ambulatory surgery in all areas of cancerology.

The departments of the Jean Perrin Center are at the heart of innovation.

Senology activity with breast diagnosis in 1 day and cryotherapy.

The new premises of the radiotherapy allowed the installation of 4 accelerators of high precision. Identified as a real highlight for the Jean Perrin Center, the service continues its dynamic approach to research with ever more powerful and high-tech tools and equipment.

The Clinical Oncology Pharmacy unit has seen its activity gradually increase with the acquisition of a Gallium generator and a new TEP SCAN, thus projecting the service in the future, linking performance and quality.

The Center for Innovation and Research in Nuclear Medicine (CIRMEN) at the Jean Perrin Center aims to become a world reference in the field of radiopharmaceuticals.

2017 was the year of the creation of IMOST, an INSERM labelled research team, dedicated to translational research and radio tracers in oncology.

Core Facilities

- 4 radiotherapy last generation equipments
- 5 scintillation cameras
- 2 TEP Scan
- 2 scanners
- 110 beds: 41 in medicine; 47 in surgery 15 in intensive care / monitoring 7 radio-protected rooms
- 30 places dedicated to chemotherapy
- 5 places for ambulatory surgery
- 2 places dedicated to the care of emergencies in Oncology
- 6 operating theaters

Education

Positive balance of our scientific production. General improvement of the quality of our publications and increased scientific visibility of the Center.

Faithful to its innovative spirit, the Center Jean Perrin, under the impetus of its medical team and its leaders, is committed to an ambitious project. To create a research and innovation group in cancer control organisations in partnership with the Clermont Research Center of Administration and Management (CRCGM - University of Auvergne).

Centre Jean Perrin
Rue Montalembert, 58
63100 Clermont-Ferrand
cedex 1
France

Institut du Cancer de Montpellier (ICM)

www.icm.unicancer.fr/fr

Referring Number
ID 106 
Full Member

Director's foreword

At the Montpellier Cancer Institute (ICM, Montpellier, France), nearly 1,000 people are working hard, every day, to participate in the fight against cancer. The patient is always at the centre of all decisions and actions, and is everyone's core priority. Dedicated to oncology, the ICM has four overarching aims: patients' care, research, prevention and teaching. Facing more than 17,000 new cancer cases in the Languedoc-Roussillon every year, the Institute has developed a medical and scientific strategy, with a national and international visibility.

Description of the Centre and history

Created in 1923 by a French authorities' ordinance, the ICM is one of the 18 French Comprehensive Cancer Centres, all non-for-profit private establishments entirely committed to fighting cancer. Directed by Prof. Marc Ychou, the ICM is a member of the UNICANCER group gathering all Cancer Centres in France. The ICM missions focus on a personalized and innovative global patient management (medical, psychological and social) from cancer detection to post-treatment follow-up. Over the years, the ICM rose at the forefront of the top-performing Comprehensive Cancer Centres for clinical, fundamental and translational research in France.



ACCREDITATION AND DESIGNATION PROGRAMME IN THE ACCREDITATION PROCESS



FRANCE

Main research activities

Research is a major founding mission of the Institute. A better understanding of the causes and mechanisms of cancer development will contribute improving disease prevention and screening, overall cancer management and patients' care and quality of life. Indeed, the ICM develops a research focused on the patient, spanning from fundamental biology to clinical applications. Research at ICM is organized in six areas: prevention, fundamental, translational, clinical and methodological research, and human and social sciences.

Over 200 researchers are working side-by-side, and with the medical teams, to progress in the fight against cancer.

ICM obtained the SIRIC label (Integrated Cancer Research Center) in 2017, for the second time, from the National Cancer Institute (INCa).

Core facilities

ICM doctors and researchers have access to state-of-the-art core facilities for the benefit of our patients. These include 1 MRIDianLinac, 6 Linear Accelerators, 8 operating rooms, 2 DaVinci surgical robot systems, 1 PET Scan, 2 MRI, 6 technical platforms (1 CyTOF, 1 Protein mass spectrometry ...).

Education

Education is strongly rooted in the ICM culture and its medical/paramedical teams are actively involved in university teaching activities as well as in paramedical training courses. In 2016, the ICM has opened the "Montpellier Cancer School" to offer a variety of training opportunities in cancer-related disciplines to health-care providers and scientists.



Institut du Cancer de Montpellier (ICM)
208 Rue des Apothicaires Parc
Euromédecine
34298 Montpellier Cedex 5
France

Cancer Institute AP-HP. Nord Université Paris Cité

<http://institutducancer-hopitauxnord-u-paris.aphp.fr/>

Referring Number
ID 112 
Full Member

Director's foreword

Prof. Gérard Zalcman has been focusing his research activities on thoracic oncology clinical research, as the PI of large phase 3 trials sponsored by the Thoracic Cancer French Intergroup (IFCT). He is professor of Pulmonology at Université de Paris and chairs the Thoracic Oncology Department of Bichat-Claude Bernard Hospital. He was nominated medical director with Prof. Céleste Lebbé (as deputy medical director), professor of dermatology at Université de Paris and chair of the skin cancer center at Saint Louis Hospital, to promote cancer care and research excellence at the Cancer Institute AP-HP. Nord – Université de Paris.

Description of the Centre and history

The Cancer Institute AP-HP. Nord – Université de Paris is a joint venture between 7 University hospitals of Université de Paris, all located in the north of Great Paris area: Saint-Louis, Bichat-Claude Bernard, Beaujon, Robert-Debré, Lariboisière, Louis Mourier and Bretonneau. They gathered their forces in all oncology fields, developing reference activities in bone marrow transplantation, cell-therapies (CAR-T) or early phase clinical trials, to provide high-level cancer care and research, as a heritage of Nobel Prize winner Prof. Jean Dausset, the discoverer of the Major Histocompatibility Complex.



Cancer Institute AP-HP. Nord
Université Paris Cité
1 Av. Claude Vellefaux
75010 Paris
France

ACCREDITATION AND DESIGNATION PROGRAMME IN THE ACCREDITATION PROCESS



Main research activities

The Cancer Institute AP-HP. Nord – Université de Paris gathers 13 basic research teams and 25 clinical teams participating to a rich translational and basic science research activity in oncology, dedicated to hematological malignancies, cell therapy (Saint-Louis Research Institute), and solid cancers (Research Center on Inflammation), with the rise of targeted therapies and immunotherapy, based on the use of genomics biomarkers, cell biology platforms, bio-banking, and innovative imaging techniques.

Core facilities

The Cancer Institute AP-HP. Nord – Université de Paris relies on outstanding facilities including 94 operating rooms - including 5 surgical ambulatory rooms, 4 PET- CT, 1 PET- MRI, 9 MRI, 7 gamma-cameras of which 2 coupled with CT-scan, 13 CT-scans, 1 cyclotron, bronchial and 7 digestive endoscopy wards, 3 surgical robots. The radiotherapy department covers most of the modern radiotherapy techniques. The Meary cell-therapy building at Saint-Louis Hospital is the most important facility in France for manufacturing CART-cells, while bone marrow transplantation activity is the greatest in Paris area, and beyond, in France.


Education

The Medicine Education and Research Unit, Faculty of Health of Université de Paris makes transformation and educational innovation its priority at all stages of training. Several PhD. programs in cancer are coordinated by the Université de Paris hospitals and basic science research units.

Centre de lutte contre le cancer Eugène Marquis

Eugène Marquis Cancer Centre

www.centre-eugene-marquis.fr

Referring Number
ID 132
Full Member 

Director's foreword

The Centre Eugène Marquis is the regional reference center for cancer management of the Brittany region of France, and is located in the capital, Rennes. Member of the Unicancer network (18 French cancer centers), it is dedicated to deliver high-level care to patients, and to actively participate in the continuous improvement in cancer management.

Description of the Centre and history

The Centre Eugène Marquis was created in 1923, and was established as a regional cancer center in 1945. It is an academic non-profit private institution that participates in the public health care system, in relation with Rennes' University. Its missions involve patients' care (including prevention), education and research, all focused on cancer.

The center employs 585 health care professionals, dedicated to surgery (breast and skin only), radiotherapy (5 linac including 1 Cyberknife and a brachytherapy unit), medical therapy (solid tumors), conventional (CT-scan and MRI) and interventional radiology, nuclear medicine (diagnostic and therapeutic), biology and supportive care. A total of 22 000 patients per year are treated in the institution (including 8 300 new patients/year).



ACCREDITATION AND DESIGNATION PROGRAMME IN THE ACCREDITATION PROCESS

The center collaborates with various institutions of the region, including the University Hospital of Rennes, as well as with national institutions within the Unicancer network, to provide comprehensive management of cancer to patients.

Main research activities

The Centre Eugène Marquis defined its research priorities, related to the specific needs and recruitment of the region and the research environment. Research spreads from preclinical studies to clinical trials.

Three domains are the core research activities of the center: breast tumors, hepato-biliary tumors, and image-guided radiotherapy. In these domains, prospective multicentric trials coordinated by the center led to improvement in patient care.

Emerging domains of research for the center are the development of data science, cancer prevention, ethics and early phases trials, focusing on immunotherapy.

Core Facilities

The Centre Eugène Marquis provides facilities for the delivery of all types of cancer treatments (surgery, radiotherapy, chemotherapy, interventional radiology, and nuclear medicine), as well as imaging modalities. Our institution includes both in-patient and ambulatory care (medical, brachytherapy and surgical). A department of supportive care, including palliative care, delivers medical and non-medical supportive interventions.

The Centre Eugène Marquis hosts 3 Inserm research units (focused in cancer biology and image/big data processing), closely linked to the clinical research department (including a dedicated research ward with early phase accreditation) certified ISO 9001.

Education


The Centre Eugène Marquis is an academic centre, with established convention with the Rennes 1 university to provide education to medical students, at regional as well as national and international level. The institution includes several faculty members belonging to the different departments of the institution. The institution provides teaching to nurses and other health professionals.



Centre de lutte contre le cancer Eugène Marquis
Avenue de la Bataille Flandres
Dunkerque CS 44229
35042 Rennes cedex
France

Centre Oscar Lambret

www.centreoscarlambret.fr

Referring Number
ID 153
Full Member 

Director's foreword

The Oscar Lambret Center is member of the Unicancer group gathering 18 French Comprehensive Cancer Centers. The missions of the Center are: Healthcare, Research and Education. It strives to bring about a model of agility, combining medical excellence, humanism, solidarity and innovation. All of our teams use to give priority to the transmission of these values to the staff members.

Description of the Centre and its history

Professor Oscar Lambret found one of the first cancer department in the Saint-Sauveur Hospital in 1930 in Lille and the Oscar Lambret Center was found twenty five years later in 1955. It is a nonprofit institution collaborating with the different actors such as the french public healthcare system and especially the Lille University hospital Center. It is fully dedicated to oncology including the following practices : chemotherapy, radiotherapy, brachytherapy, supportive care and surgery. Few key Figures: 1000 employees; 120 physicians; 207 beds and places; 24000 patients treated each year.

Main research activities, if relevant, leading to promising improvement in patient care.

Clinical research is provided by the DRCI (Research and innovation direction) which coordinates clinical trials since 2016. Clinical research policy of Oscar Lambret Center is to give access to the patients to therapeutic innovations and contribute to clinical research developed under the consortium ONCOLille. DCRI has been certified ISO9001 : 2015. This international standard for



ACCREDITATION AND DESIGNATION PROGRAMME IN THE ACCREDITATION PROCESS

Centre Oscar Lambret
unicancer HAUTS-DE-FRANCE

quality attests the high degree of professionalism, the proper organisation and expertise of our team. In collaboration with the Lille university hospital and Alliance Cancer, DRCI was accredited by the INCa and thus obtained the CLIP quality labeling in 2014 permitting the center to conduct early phase clinical trials in adults and children (first in man). The CLIP labelling has been reobtained by the DRCI in 2019 (until 2024), which recognizes our expertise in clinical research in oncology both in adults and children.

Core Facilities (clinical or research)

- 9 radiotherapy (latest generation equipments)
- 2 gamma cameras
- 1 PET scan
- 1 3T.MRI and 1 1,5T.MRI
- 2 CT-scans
- 227 beds and places
 - 144 beds: 82 in medicine, 44 in surgery, 10 in intensive care unit, 8 radioprotected rooms
 - 83 places: 40 for chemotherapy; 11 for ambulatory surgery; 8 for paediatric ambulatory; 5 for C2S ; 14 for DRCI; 1 for nuclear medicine; 4 for venous access and endoscopic exploration unit
- 7 operating theaters

Education (if relevant)

The Oscar Lambret center plays an active role in the training of future professionals carrying out its teaching and research mission. It offers them a wide range of undergraduate and post-graduate education to train the specialists of tomorrow. The Oscar Lambret training institute (IFOL) permits professionals in the region and beyond to benefit from a proper professional training. More than one thousand people every day are present in the center to be trained.

List of abbreviations

DRCI: Direction de la recherche clinique et de l'innovation – Innovation and research clinical directorate
CLIP: Centre d'essais cliniques de phase précoce en cancérologie – Early phase clinical trials center in oncology
INCa: Institut national du cancer – Cancer national institute
C2S: Centre de soins pour le cancer du sein -Breast cancer healthcare center
IFOL: Institut de formation Oscar Lambret – Oscar Lambret training institute



Centre Oscar Lambret
3 Rue Frédéric Combemale
59000 Lille
France

Institut Bergonié

www.bergonie.fr

Referring Number
ID 156
Full Member 

Director's foreword

The Bergonié Institute (IB) is a health establishment entirely devoted to take care and treat cancer patients. Our establishment project depends on the axes of the French National Cancer Plan including medical innovations, screening and prevention but also all organizational aspects, both architectural and social. Since cancer has become a chronic disease, we insist on patients' quality of life.

Together with our partner Bordeaux University Hospital Centre (CHU), we are the regional reference center for oncology in Nouvelle-Aquitaine and do our best to offer the highest quality care to a large population base.

Description of the Centre and its history

IB is the Comprehensive Cancer Center (CCC) of the Nouvelle-Aquitaine region, one of the 19 french CCC which belong to UNICANCER network .

First CCC created in province in the 1920's, it owes its name to a precursor in many areas of oncology: medical treatments, technological innovation and organization of the healthcare system in France: Professor Jean-Alban Bergonié.

IB is a non-profit private hospital dedicated to public service which has been contributing, for 100 years now, to medical progress and the international influence of research in the prevention, detection and treatment of cancer.



ACCREDITATION AND DESIGNATION PROGRAMME IN THE ACCREDITATION PROCESS



Main research activities

The research of IB is structured around labeled structures that it hosts or with which it is associated. These structures cover the main areas of research in oncology, basic, technological, clinical, translational research, in epidemiology and public health and in human and social sciences which aims principally to understand better how patients and their relatives live with the disease.

Research is an essential stage to improve patient management and to suggest personalized treatments in surgery, radiotherapy, chemotherapy and other care, but also for screening tools and biological markers.

In 2022, among 3701 patients screened, 2140 were included in clinical trials, i.e. 44% of the active queue.

Core Facilities

IB has a three-fold mission: patient care, research and oncology education. More than a thousand employees, including more than a hundred physicians, ensure these various missions.


On a single site, the IB offers dedicated inpatient and outpatient cancer treatment including radiotherapy and chemotherapy as well as a number of related support services.

Education

All the medical, paramedical, administrative and logistical sectors of the Institute participate in training actions oriented around oncology. The variety of activities responds to requests that range from initial training to continuing education and the collaborations are particularly close with the University of Bordeaux.

In initial training, the Institute welcomes nursing students, caregivers and electroradiology technicians. At the medical level, one out of two hospital students from the Faculty of Bordeaux will do an internship at IB during their course.

The Institute also offers a continuing education program including supportive oncological care, technical care and specific oncology treatments.



Institut Bergonié
229, cours de l'Argonne
CS 61283
33076 Bordeaux Cedex
France

ICANS Institut de cancérologie Strasbourg Europe

Cancer Institute Strasbourg Europe
www.icans.eu/index.html

Referring Number
ID 57
Full Member

Director's foreword

Our mission here at The Strasbourg Europe Cancer Institute | ICANS is to provide the best cancer treatments currently available; to deepen our knowledge and understanding of cancer; to enhance the experience of patients, families and staff at every step of the care process. As a major cancer stakeholder in Alsace, the Institute has developed a vast network of relationships with hospitals and healthcare professionals involved in the fight against cancer. ICANS believes in the power of dialogue and our healthcare professionals are actively engaged in cooperating and sharing their knowledge.

Description of the Centre and history

Opened in November 2019, ICANS | Strasbourg Europe Cancer Institute combines the Paul Strauss Center, one of the most comprehensive Cancer Centers in France, and the University Hospital of Strasbourg oncology teams. This institute is entirely dedicated to patients and works in three different areas: care, teaching and research.

ICANS has been at the forefront of new technologies, and it gathers human assets, state-of-the-art equipment and expertise on a single site, which focuses on preventing high-risk groups from developing cancer, providing personalized treatments and follow-up during and after the disease. A modern facility alongside cutting-edge equipment and experienced personnel which provides patients with optimal overall care.

Main research activities

ICANS's researchers are working side-by-side with the medical teams and the patients to facilitate ground-breaking scientific discoveries and their applications in novel treatments. They are focused

on the acceleration of the transfer of discoveries to patient care. Clinical (Unit of Clinical Research is certified ISO 9001), translational and fundamental multidisciplinary research teams in cooperation with faculty biology, engineering, science, mathematics, are focused on three strategic approaches: personalised medicine, tumour immunology and DNA repair.

Core Facilities

The core facilities of ICANS | Strasbourg Europe Cancer Institute comprises of:

- Radiology and nuclear medicine: PET MRI, CT scan, MRI, mammography, breast biopsy device, PACS,
- PET-scan, gamma cameras (2 beds for outpatients)
- Radiotherapy: 2 Primus accelerators, 2 tomotherapy platforms, 1 Novalis Tx, 1 Clinac iX accelerator and one brachytherapy unit (6 beds for outpatients)
- Anatomopathology
- Oncogenetic
- Surgery: 12 beds (5 beds for outpatients)
- Intermediate care unit: 10 beds
- Medical oncology: 49 beds (42 beds for outpatients)
- Hematology: 47 beds (29 beds for outpatients)
- Supportive care: 12 beds for outpatients
- Clinical Research Unit
- Pharmacy: centralised preparation unit (3 laminar flow hoods)

Education

ICANS | The Strasbourg Europe Cancer Institute delivers education for university and health profession school students and develops education programs within the Institute.



**Institut de cancérologie
Strasbourg Europe
ICANS**
17 rue Albert Calmette
BP 23025
67033 Strasbourg cedex
France

Institut Godinot

<https://institutjeangodinot.fr>

Referring Number
ID 109
Full Member

Description of the Centre and history

Canon Jean Godinot, a Jansenist monk, founded in 1740 a hospital for “cancered” patients; Institut Jean Godinot was thus the first cancer center in the world. The current Institute has evolved since 1976, date of its construction on another site in the city of Reims. Since then, the institution has evolved over time, the last major project being the construction of medical oncology hospitalization buildings that were previously located at the neighboring university hospital. In the very near future, a new day hospital will be built, a sign of the constant evolution of the Institute and its openness to the ambulatory care of patients.

Institut Jean Godinot is an institution exclusively dedicated to oncology, with a Department of Surgery-Anesthesia, a Department of Radiotherapy and a Department of Medical Oncology. In addition, the Department of Imagery and Nuclear Medicine, the Pharmacy Department and the Department of Onco-biology, together with the Support Care Department, ensure the multidisciplinary and comprehensive care of patients.

The quality of care provided has been recognized by the certification of the *Haute Autorité de Santé* at level A, without reserve. This procedure provided that all teams are dedicated to the patients, provided best care and enhanced quality of life.



Main research activities

Research is divided into three parts. **Clinical research** is one of the pillars of the Institut Godinot Institute with 10% of patients included in the clinical trials; moreover, the Institute’s Clinical Research Department was ISO 9001 certified in 2017.

Besides, **academic research** consists of Immunology and Imaging INSERM labs, closely linked with the Champagne-Ardenne university hospital.

At last, **epidemiologic research** is conducted through a thyroid cancer registry, qualified at a national level since 2000. This registry was consulted at the request of the French Ministry of Health, following the Chernobyl accident, to assess whether there was a potential increase in the number of cancers. It also aims to provide epidemiologic data on thyroid cancer prevalence. Institut Godinot has also a Biological Resource Centre, including tumor and serum libraries, in such a way that samples are fully available to the researchers.

Education

Institut Godinot is the reference institution for training in oncology at two levels: graduate and post-graduate medical education and training. It plays a full role within the Faculty of Medicine of Reims. Health professionals are involved in both training programs covering medical oncology, radiotherapy nuclear medicine, and pharmacy, whereas post-graduate educational programs are developed by the institute, destined to liberal practitioners (pharmacists, general practitioners, nurses, ...).

Institut Godinot aims, before all, to patient care together with a high level of quality, the different staffs and general management being “Ensemble pour demain” (together for tomorrow).



Institut Godinot
unicancer Reims en Champagne

FRANCE

101

Institut Godinot
1 rue du Général Koenig
51100 Reims
France

Centre de Lutte Contre le Cancer Georges-François Leclerc

Georges-François Leclerc Cancer Center

www.cgfl.fr

Referring Number
ID 120
Full Member

Director's foreword

Georges-François Leclerc Cancer Center develops a strategy of excellence in its triple mission of care, research and teaching, driven by the professionalism of its teams concerned not only by the medical and scientific influence of the institution but also by a comprehensive, personalized and humanistic treatment of the patients and their families. The ambition of its project is marked by the concern to guarantee equal opportunities in the treatment of the disease and the access for all to innovation, with a political commitment in reducing social and territorial inequalities regarding access to treatments.

Description of the Centre and history

Founded in 1967, Georges-François Leclerc Cancer Center is the only health facility exclusively dedicated to oncology for the Burgundy Franche-Comté region. The CGFL is a member of UNICANCER, the only network dedicated 100% to the fight against cancer, which gathers the 18 French Cancer Centers.

Each year, the CGFL provides to 23,000 patients and their families a personalized medicine without excess to be paid, a human support by a team of cancer experts and the excellence of a health center at the forefront of innovation and research. It has all the services and equipment for screening, diagnosis, outpatient treatment or hospitalization and its alternatives (day care, home care).



Main research activities

The CGFL develops a voluntarist policy of support for research activities, relying on teams of medical researchers invested in basic, transfer and clinical research. It has a Clinical Research Center labeled by the Ministry of Health and is the only facility in the Grand Est of France to have an early phase research unit labeled CLIP² by the National Cancer Institute (INCa). The inclusion rate of patients in a research project is regularly higher than 20%.

The research activities of the institution are organized around four structuring axes concerning personalized medicine in oncology (immunology, genomics, early phases), functional and molecular imaging, radiotherapy and radiobiology, epidemiology and quality of life.

Core Facilities

- 6 operating rooms,
- 2 PET Scans including a digital one, 3 gamma cameras,
- 5 radiotherapy accelerators (including one coupled to an MRI), 1 Intrabeam® irradiation system dedicated to intraoperative radiotherapy,
- 1 MRI, 2 scanners, 1 mamotome, 2 mammographs,
- 2 NGS gene sequencers including 1 high-speed (and a third being acquired), 1 cell search cell sorter,
- 1 preclinical multimodal imaging platform (Spect, PET scan, PET-MRI, optical imager).

Education

Partner of the University of Burgundy and of the Community of Universities in the Burgundy Franche-Comté region, the CGFL contributes actively to the university and postgraduate education of doctors and specialists in the disciplines involved in oncology, as well as to paramedical professional training.



**Centre de Lutte Contre le
Cancer
Georges-François Leclerc**
1 Rue Professeur Marion BP
77980
21079 Dijon
France

Institut de Cancérologie de Lorraine

www.icl-lorraine.fr

Referring Number
ID 160
Full Member

Director's foreword

Our involvement in the OECI organisation is motivated by our policy of improving quality and innovation of treatment of the patients, including all the actors inside and outside of the Institute who take care of the patients. Further than our National Quality Assurance statements we have already obtained, the OECI programs will drive us for improving quality of the curative techniques, supportive care and the One Health concepts, in cooperation with the partners in the surrounds of the patient, and caregivers.

Description of the Centre and its history

The first dedicated cancer treatment center in Nancy was created in 1924 with the acquisition of a Radium source in a surgical department. A group of pathologists, radiologists and surgeons was created then developed and became one of the French Regional Cancer Center as defined by General De Gaulle in 1946. In 1976, a new hospital was built exclusively dedicated to cancer care. It now includes 99 beds and 56 places and technical platforms on a surface of 30 000 square meters. Today, it employs more than 750 professionals: 101 physicians including 11 academic physicians (5 professors) and 250 nurses to treat more than 16 000 patients per year including 4600 newly diagnosed patients. Lorraine Institute of Oncology is a French Comprehensive Cancer Centres (FCCC), a non-profit health care institution, member of the UNICANCER Group. It houses all the human and technological means involved in the treatment, education and research in oncology



Main research activities leading to promising improvement in patient care

Research is focused on clinical research, from phase I to III academic and industrial trials with 118 studies producing 97 publications in 2022. Breast and digestive (colorectal and pancreatic) international publications are produced. For diagnostic and adaptation of the treatments. Translational research is developed by the Unit of Tumor Biology innovations with a special focus on liquid biopsies which can improve diagnosis and treatments

Core Facilities

All techniques of diagnosis and treatment are available:

- The department of Radiotherapy is equipped with 6 linacs (35.000 fractions) including a Cyberknife and HDR-BT and prostate seed implant facilities
- The department of Medical oncology delivers 25.000 cancer treatments, accompanied by a supportive care unit.
- The department of Surgery (all except children and neurology) treats 3500 patients and has access
- Pathology, molecular biology, oncogenetic
- Imaging (except nuclear medicine in convention with university hospital)...

Education

Initial education is performed by professors, physicians and nurses, in medicine school, nurses schools and technicians of radiology. An e-learning school is developed as well as the participation to the virtual hospital program of the regional university of Lorraine. Over all, more than 4000 hours are dedicated for teaching courses



**Institut de Cancérologie
de Lorraine**
6 Avenue de Bourgogne CS
30519 Vandoeuvre - lès -
Nancy Cedex
France

Institut Sainte Catherine

www.icap84.org



Director's foreword

The Avignon-Provence Cancer Institute is an association of public interest, which treats exclusively cancer patients. Our priorities are the diagnosis and treatment of adult cancers, prevention, education and clinical research.

Referring Number
ID 128A
Associate Member

Description of the centre and history

Founded by the Doctor G. Reboul in 1946, Sainte Catherine is a non profit hospital specialised in early diagnosis and medical cancer treatment, focused on care, teaching, clinical research and prevention. We are one of the 5 largest radiotherapy center in France with 56,000 radiotherapy sessions, 16,000 chemotherapy courses, 20,000 patients and 3,000 new patients, per year.

Main research activities

The Institute is certificated ISO 9001 since 2018 for its clinical trial investigation activity, and involves one dedicated physician, 2 senior clinical research coordinators and 11 clinical research associates. More than 2,600 patients are currently being monitored in clinical trials with 300 new patients every year.

Core facilities

4 HOSPITALISATION UNITS:

66 beds for conventional hospitalisation, 22 beds for week hospitalisation, 52 beds for outpatient hospitalisation with 4 beds for clinical research and 6 beds for care support.

A RADIOTHERAPY PLATFORM:

7 Varian linear accelerators with onboard imaging, 2 "Novalis Truebeam", 2 Halcyons
1 simuloscanner, 1 MR with simulation assignments 1 link with the PET, a Dosimetry with 14 treatment planning systems, 1 Brachytherapy equipment.

A MEDICAL IMAGING TECHNOLOGY PLATFORM:

1 diagnostic CT-scan, 1 MR, 3 digital mammograms with angiommammography and tomosynthesis equipment.

Education

The Institute is involved in national, and international scientific societies (SFRO, SFPO, SFPM, ESTRO,...) as in the Organisation of national trainings with VARIAN, MERCK and scientific meetings.



ICAP Sainte Catherine
250 Chemin de Baigne-Pieds
84000 Avignon
France

OECE
for patients
and with
patients **Developing
the future in
Comprehensive
Cancer Care**



Organisation of European
Cancer Institutes

Deutsches Krebsforschungszentrum (DKFZ)

German Cancer Research Center

www.dkfz.de

Referring Number
ID 7
Full Member

Director's foreword

Founded in 1964 to serve the mission to fight cancer through research, the DKFZ evolved to Germany's largest biomedical research center with more than 3000 staff and to one of the leading biomedical research institutions worldwide.

Here, excellent scientists research to unravel the basic mechanisms leading to cancer, to identify risk factors and to develop new strategies for prevention, diagnosis and therapy. The translation of our results into the clinic is conducted in the National Center for Tumor Diseases (NCT) in Heidelberg and Dresden. This is where our research findings are put to the test in practice, paving the way for individualised cancer medicine.

Description of the Centre and history

Since 1964, the DKFZ serves the mission to identify and study cancer risk factors and to unravel mechanisms of cancer development. The findings from our basic research are systematically employed to develop new approaches for prevention, diagnosis and treatment.

Jointly with Heidelberg University Hospital, DKFZ has established the NCT Heidelberg where promising approaches from cancer research are translated into the clinic. A second NCT site was established in Dresden in cooperation with the University Hospital Dresden and the Helmholtz Center Dresden-Rossendorf. The Cancer Information Service (KID) provides cancer patients, their



families, and other interested parties with information that is readily understandable, scientifically founded, impartial, and up to date. In 2011, the German Consortium for Translational Cancer Research DKTK was founded to foster the nationwide strategic collaboration of the most excellent scientists and clinicians in exploring common cancer diseases.

Main research activities

The research at the DKFZ is conducted in approximately 100 research units that can be assigned to six Research Programs. The aim is to investigate and fight cancer in all possible ways. In the Cell and Tumor Biology program the fundamental mechanisms leading to tumor initiation, promotion and progression including metastasis are analysed on a molecular, cellular and functional level. Researchers of the Functional and Structural Genomics program map the genome, localize genes within the genetic material and investigate the functions of cancer relevant genomic areas. The research program Cancer Risk Factors and Prevention integrates data from the laboratory research, epidemiology and clinical studies and collects biological samples for the establishment of biobanks and databases. The role of the immune system in cancer development and treatment is investigated in the Tumor Immunology program. In the Imaging and Radiooncology program new imaging and radiotherapy technology is developed and implemented into the clinic.

The Infection, Inflammation and Cancer program investigates oncogenic viruses which led to the vaccine against the human papillomaviruses that cause cervical cancer.

Core Facilities

Eleven DKFZ Core Facilities provide the infrastructure for excellent research. Here, the scientists can find assistance in the planning, conduct and analysis of their experiments. Cutting-edge techniques and equipment in the areas of genomics and proteomics, imaging and cytometry and information technology are available. The sophisticated animal laboratory service takes care of the in vivo experiments.

Moreover the library is supporting the scientists in all aspects of scientific information and communication.

Education

To support the early education of young scientists, the DKFZ established the Life-Science Lab which offers extracurricular opportunities to talented middle and senior high school students with a particular interest in math and science. Here, the focus is laid on the research conducted at DKFZ and partner institutions. For graduate students, the DKFZ offers its own PhD program. The Helmholtz International Graduate School for Cancer Research has approximately 500 members, from all divisions and research groups of the center. Here, PhD students receive world-class training in interdisciplinary cancer research in preparation for a successful career in science.

**Deutsches
Krebsforschungszentrum
(DKFZ)**
Im Neuenheimer Feld 280
69120 Heidelberg
Germany

dkfz.

GERMAN
CANCER RESEARCH CENTER
IN THE HELMHOLTZ ASSOCIATION

Research for a Life without Cancer

GERMANY

Nationales Centrum für Tumorerkrankungen Dresden NCT/UCC

National Cancer Center Dresden
www.uniklinikum-dresden.de

Referring Number
ID 53
Full Member

Director's foreword

The vision of the UCC is to establish an internationally competitive Comprehensive Cancer Center, well integrated and actively contributing in leading national and international networks battling cancer. The UCC and all its members are striving for excellence in multidisciplinary cancer care, cancer research, and teaching.

Description of the Centre and history

The University Cancer Center Dresden (UCC) is one of eleven nationwide "Top Oncology Centers" of the German Cancer Aid Society. The UCC received this award in 2007 as one of the first centers of excellence in Germany.

The University Cancer Center Dresden was founded in 2003 by the University Hospital and Medical Faculty Carl Gustav Carus as a Comprehensive Cancer Center for comprehensive interdisciplinary care of cancer patients, cancer research and education.

It is one of the eight partner sites of the German Cancer Consortium (DKTK) funded by the German Federal Ministry of Education and Research (BMBF).

Main research activities

Laboratory and clinical research follows Medical Faculty's profile line "Diagnosis and Therapy of Malignant Disease" and is focused on the following key research programs:

- Radiation Oncology and Imaging
- Stem Cell based Therapy and Research
- Molecular Biomarkers, Cancer Genetics and Functional Genomics
- Immunotherapy and Cancer Immunology
- Metastases Program
- Tumor site specific Research

In addition to individual research grants, the research activities are embedded in network and program grants.

Core Facilities

All UCC members have access to an excellent spectrum of research technologies in core facilities/shared resources offering modern devices, state-of-the-art technologies and scientific services, covering the following main core services amongst others: ultradeep sequencing, light- and electron microscopy, FACS, mass spectrometry, biomedical services, bioinformatics, small animal imaging, microarray analysis, antibody facility, genome engineering, GMP facility etc.

Education

The aim of the University Cancer Center Dresden (UCC) is to promote an interdisciplinary education in oncology. For medical students of the 8th semester a DIPOL@oncology course takes place. It conveys the principles of modern oncologic therapy. Medical students receive practical insights into the interdisciplinary patient care and the integration of clinical and basic sciences at UCC Prevention program.

The "UCC Prevention Center" addresses with several programs children at different age groups and young adults. Thousands participants are educated per year for sun protection, non-smoking, healthy diets and physical activity.



Universitäts
KrebsCentrum
Dresden
Zertifiziert nach DIN EN ISO 9001:2008



**Nationales Zentrum für
Tumorerkrankungen Dresden
NCT/UCC**
Fetscherstrasse 74
01307 Dresden
Germany

Charité Comprehensive Cancer Center

<http://cccc.charite.de>

Referring Number
ID 76
Full Member

Director's foreword

The Charité is the largest university hospital in Germany and among the largest in Europe with three sites and more than 3,000 in-patient beds. The Charité Comprehensive Cancer Center (CCCC) is responsible for all cancer medicine, which comprises about one third of the Charité activities. It has central structures and groups for all main cancer entities: colorectal and other gastrointestinal, gynecological, breast, lung, prostate, skin, pancreatic, hematopoietic, head and neck, genitourinary, endocrine, neuroendocrine, pediatric, and neurological cancer, as well as sarcomas. The CCCC is dedicated to promote the integration of basic and clinical research. To foster excellent translational research, the CCCC takes advantage of a critical mass of scientists and clinicians, highly renowned research institutions located in Berlin and state-of-the-art facilities for conducting competitive projects.

Description of the Centre and history

The CCCC, founded in 2008, organizes and coordinates work in all areas of tumor medicine at the Charité hospital. High-quality care is accomplished by the CCCC through a unified, interdisciplinary approach to diagnosis, therapy, post-treatment care, and rehabilitation as well as modern strategies of prevention and early diagnosis of malignant forms of the disease. Since 2009, the CCCC is certified according to the standards of the German Cancer Society. Furthermore, the CCCC is member of the German Comprehensive Cancer Center Network and supported by the German Cancer Aid as "Interdisciplinary Oncology Center of Excellence in Germany".



Main research activities

At the Charité, the two Berlin Universities (Humboldt-Universität and Freie Universität), and the biomedical research institutions in Berlin, a full range of cancer research is ongoing, spanning from very basic research to clinical and epidemiological research. The CCCC serves as a central gateway for all cancer-related research activities. Thus, it provides a platform for continuous exchange between clinicians and scientist.

Additionally, the CCCC is integral partner of the German Cancer Consortium (DKTK) which was founded in 2012. Core areas of interest in DKTK translational research are signal pathways in cancer development, molecular diagnostics, tumor immunology and immunotherapy, cancer stem cells, radiation therapy, therapy resistance, and drug development.

In March 2013, the Berlin Institute of Health (BIH) as a unique biomedical research institute was founded by the German government and will be integrated into the Charité – Universitätsmedizin Berlin. The CCCC takes part in all oncology related research and development activities to strengthen research in systems medicine using high-throughput and efficient omics technologies (genomics, proteomics, metabolomics), to establish a Clinical Research Unit and to provide further high-tech core facilities supporting translational research from bench to bedside.

Core Facilities

The CCCC central divisions provide various services for cancer patients and their family members, clinicians, practitioners as well as for scientists of different specialization. We can also support organizing internships in oncology, contact to projects, and ongoing clinical trials.

Our divisions are:

- Cancer Hotline
- Psycho-Oncological Counseling
- Interdisciplinary Outpatient Clinics
- Tele-tumor Conferences
- Clinical Cancer Registry
- Clinical Trial Unit
- Public Relations and Event Management
- Intercultural Communication
- Quality Management

Education

The CCCC, as institution within the Charité hospital, is partner of the Berlin School of Integrative Oncology (BSIO), which offers a structured 3-year doctoral program jointly educating natural scientists and physicians/medical students and providing excellent research conditions, a comprehensive curriculum, and a broad mentoring network. Furthermore, the CCCC is part of the postgraduate study program "Molecular Medicine". The objective of this Master course is to deepen and enhance already existing knowledge in the field of molecular medicine as well as furthering practical experience in research laboratories and on the ward.



Comprehensive Cancer Center
Universitätsklinikum

**Charité Comprehensive
Cancer Center**
Charitéplatz 1
D-10117 Berlin
Germany

Universitäres Centrum für Tumorerkrankungen (UCT) Frankfurt

University Cancer Center Frankfurt (UCT)

www.uct-frankfurt.de

Referring Number
ID 118
Full Member

Director's foreword

The University Cancer Center (UCT) Frankfurt is the joint Comprehensive Cancer Center of the University Hospital Frankfurt and the Nordwest Hospital. At the UCT, all experts engaged in the diagnostics and interdisciplinary treatment of cancer patients work closely with cancer researchers to benefit cancer patients. This integrated approach places the patient and his/her needs at the center of our vision.

Description of the Centre and history

The UCT was founded in 2008 as a joint institution of the University Hospital, the Faculty of Medicine of the Goethe University and the Nordwest Hospital in Frankfurt. It has four main areas of activity: (1) multidisciplinary patient care; (2) basic, translational and clinical cancer research; (3) education and training in oncology; and (4) regional and (inter-)national outreach. To maximize interdisciplinarity, the UCT core units are localized within the main university hospital building. This includes outpatient clinics, outpatient chemo/immunotherapy, psychosocial and palliative care. The UCT Frankfurt is supported by the German Cancer Aid as an "Oncology Center of Excellence" and is a member of the German Comprehensive Cancer Center Network. In 2019, the UCT Frankfurt-Marburg was founded, which is supported by the German Cancer Aid as Comprehensive Cancer Center Consortium since 2021.

The UCT Frankfurt is a partner site of the German Cancer Consortium (DKTK), a national network for translational cancer research.



Main research activities

"Turning molecular information into novel cancer therapies" and "performing multimodal clinical trials to cure cancer" are the two goals of the precision oncology mission of the UCT. Within this mission, cancer research at the UCT is organized in interdisciplinary research programs that are devoted to target identification, target characterization, target exploitation and, ultimately, to clinical evaluation of innovative therapies, early diagnosis and tumor prevention. These five programs are: (1) Biomarker discovery and molecular diagnostics; (2) Molecular mechanisms of cancer (tumor microenvironment, oncogenic signaling); (3) Preclinical models; (4) Drug development and targeted cellular therapies; and (5) Clinical trials and outcome research. These programs combine the expertise in basic and translational cancer research with that of clinicians dedicated to patient care.

Core Facilities

All UCT members have access to a state-of-the-art infrastructure of technologies and expertise. Core facilities include a clinical cancer database, a biomaterial collection, a living organoid biobank, biostatistics, phase I/II unit and a clinical trial center. Shared facilities include a mass spectrometry unit, high-end confocal imaging, live cell imaging, animal facilities including small animal imaging and radiation platform, single cell technologies, FACS sorting, sequencing facility, drug development and structural biology platform, CRISPR/Cas9 screening platform and a GMP facility for advanced cellular products.

Education

The aim of the UCT is to strengthen the interdisciplinary education and training for current and future cancer professionals. Therefore, the UCT focusses its efforts on training medical students, young doctors, as well as nurses in interdisciplinary oncology. An active curriculum of lectures, seminars and attractive conferences (such as the Frankfurt Cancer Conference) are supporting a nurturing research environment. Several research training programs for clinician scientists, from early career to junior group leaders have been developed to support the next generation of cancer research leaders.



Universitäres Centrum für Tumorerkrankungen (UCT) Frankfurt
Theodor-Stern-Kai 7
60590 Frankfurt am Main
Germany

Comprehensive Cancer Center München (CCC München)

Comprehensive Cancer Center Munich (CCC Munich)

www.ccc-muenchen.de

Referring Number
ID 139
Full Member

Description of the Centre and history

Since 2014, the Comprehensive Cancer Center Munich (CCCM) is a German Cancer Aid (Deutsche Krebshilfe e.V.) designated Center of Excellence in Oncology. The CCCM overarches two university hospitals, the LMU Klinikum and the Klinikum Rechts der Isar (MRI-TUM). Including several joint oncologic research clusters, research consortia and graduate schools, this successful collaboration has resulted in well-established synergistic structures for cutting edge cancer care, excellent high-level research, and education.

Main research activities

The clear vision and goal of the CCCM is to guide clinical trials from inception to completion, focusing on the best research and science to strengthen the development of biologically and technologically innovative therapies and diagnostics. In all these activities, the CCCM is committed to transform the role of the patient from a passive receptor of services to a proactive partner to finally enable a joined effort to shape health research and, ultimately, health care. By virtue of this vision, the CCCM has greatly expanded its expertise in the field of patient-oriented research, new medical technologies in precision medicine, molecular stratification/therapy, and immune-oncology. Supplemented by multidisciplinary programs for bi-directional translation, proof-of-concept studies and clinical research programs these focus areas are further strengthened by a dedicated infrastructure for data management/artificial intelligence



Core Facilities

Radiation oncology: 10 high end LINACs, (including radiosurgery, IMRT, VMAT), surface scanning, ultrasound guided interventions, 6-D couches, MR-LINAC, Gamma Knife, Tomotherapy, Intrabeam, (PET-) Image-Guided Treatment Planning, 2 Brachytherapy Suites

Nuclear Medicine/Radiology: 5 PET/CTs, 1 PET/MR, 2 cyclotrons, GMP facilities for radiotracer production, 25 beds for radionuclide therapies, first „dark field“ planar imaging and CT worldwide Central research institutes:

The TranslaTUM integrates life sciences and engineering to offer a multi-layered approach to translational cancer research.

The multi-disciplinary Biomedical Center Munich (BMC) offers access to multiple core facilities that have been established for bioimaging, bioinformatics, FACS sorting and biophysics.

GMP Facility:

TUMCells is an academic GMP facility for the manufacturing of cell-based medicines and advanced therapy medicinal products.

Education

The CCCM has developed intersectoral education and training for the general population, patients, students and HCPs. An example of primary prevention is the introduction of the HYPERLINK “<https://www.ccc-muenchen.de/fort-weiterbildung/schulerinnen-und-schuler/05368f706f6c0f24>” “CCC goes to School” program by the CCCM which focuses on education of school children in cancer prevention.



Comprehensive Cancer Center München (CCC München)

Pettenkoflerstrasse 8a,
3. Stock
80336 Munich
Germany



General Oncology Hospital of Athens “Saint Savvas”

Γενικό Αντικαρκινικό Ογκολογικό Νοσοκομείο Αθηνών «Ο Άγιος Σάββας»
<https://agsavvas-hosp.gr>

Referring Number
ID 147 
Full Member

ACCREDITATION AND DESIGNATION PROGRAMME
IN THE ACCREDITATION PROCESS

 SAINT SAVVAS
GENERAL ONCOLOGY HOSPITAL OF ATHENS

GREECE

119

Director's foreword

It is a proud moment for me as I put efforts in establishing the first comprehensive cancer center in Greece. I feel encouraged by the unflinching patronage and support received from the OECE. The Hospital has been founded on the pillars of world class infrastructure conforming to international accreditation norms, state-of-the-art medical technology and, an unappreciated focus on academics & research.

Description of the Centre and history

“Saint Savvas” oncology hospital was founded in 1935 and it was the first Institution in Greece devoted exclusively to the cancer treatment. The Hospital has been a public entity since 1991 and today it is managed by the CEO and President of the Board of Directors Olga Balaoura. It comprises various scientific disciplines involved in the combat against cancer including prevention, diagnosis, prediction, research, treatment and patient care.

Main research activities

The Hospital has various national and EU projects which focus on preclinical and clinical research. Moreover, it participates in national and international phase I and II clinical trials for cancer immunotherapy. A highly organized Biobank allows the storage of human biological specimens associated with donors' personal and clinical data. It has been the first hospital in Greece to conduct translational research on the molecular and immunological characterization of tumors which led to the identification of prognostic and predictive biomarkers. It has also training and educational roles for doctoral theses and postdoctoral studies of visiting scientists.

Core Facilities

Cancer Genomics: Genomics and transcriptomics to identify novel biomarkers and drugs. Cell and tissue Imaging: Microscopic techniques and image analysis. Cytometry: cytometry and cell sorting. Biostatistics: Analysis of genomics data (RNA Seq, and WES Seq, ChIP Seq) and emerging platforms. Cellular and Molecular Lab: Immune, gene and protein analyses for translational research. Clean rooms: conducting clinical trials.

Education

Education is performed by the scientific and administrative personnel of the Hospital and includes various activities based on advanced Biomedical Clinical Research and topics related to Health Care Quality and Public Health Policies, which are communicated to respective groups of scientists but to a no expert audience as well.




General Oncology Hospital of Athens “Saint Savvas”
171 Alexandras Ave.
11522 Athens
Greece

Országos Onkológiai Intézet

National Institute of Oncology

www.oncol.hu

Referring Number
ID 29 
Full Member



Director's foreword

The National Institute of Oncology (NIO) has been the epidemiological, organizational, methodological, treatment, research and training center of Hungarian oncology for more than half a century. We coordinate the Hungarian Oncology Network and our Institute is the only OECD accredited Comprehensive Cancer Center in Central and Eastern Europe. Annually we treat approximately 16 000 new patients, and the number of our outpatient events is over 600 000. The Institute's greatest asset is the professional excellence and human strength of its staff.

Description of the Centre and history

The center was founded in 1936 as the Eötvös Loránd Radium and X-ray Institute. It was expanded, moved to its current location and designated the National Institute of Oncology in 1952. This introduced a new era in NIO's history, expanding activity to modern comprehensive oncology care. Today, NIO is the hub of Hungarian oncology and we offer our services to the entire Hungarian population. We also coordinate and develop national cancer prevention and early detection programs. We maintain the National Cancer Registry and organize the Hungarian National Cancer Control Program, which in the past decade produced numerous guidelines and governmental health policies.

The institute has an extended international network with partners in 5 continents. We are members of most major EU and international organizations and we constantly participate in several European initiatives e.g. EurocanPlatform, ERA-NET TRANSCAN, BenchCan, INTENT, CHRODIS+, EPAAC, CanCon, and iPAAC projects.

Main research activities

NIO's multidisciplinary research platform covers the areas of clinical, translational, and basic research. We have 7 dedicated research departments, and several clinical and diagnostic departments are also heavily engaged in research activities. These are supported by the Institute as well as by external funding from International, EU and Hungarian grants. We were the only participating center in the EurocanPlatform project from Eastern and Central Europe. Our research/academic staff consists of: 13 full professors, 1 full member and 9 doctors of the Hungarian



Academy of Sciences; 17 staff members have habilitation and 99 have PhD. Annually we produce more than 100 research publications with a cumulative impact factor over 600 as well as several academic and scientific books and book chapters. There are currently over 100 running investigator-initiated, EORTC, IBCSG or Company sponsored clinical trials (phase IV) at NIO.

Core Facilities

Research:

- Next Generation Sequencing: Roche FLX Genome Sequencer System, Illumina MiSeq System Centralized Biobank
- Mass spectrometry: Thermo Scientific Q Exactive Focus, LTQ XL mass and Thermo Scientific Orbitrap Exploris 240 spectrometers
- Confocal microscope: NIKON Eclipse 80i C1 confocal microscope
- Flow cytometer: Beckman Coulter Cell Lab Quanta SC
- DNA chip and high throughput protein expression profile analyzer
- Animal House at Special Pathogen Free level: breeding BALB/c, C57Bl/6, BDF-1 and immunodeficient mice, license from Jackson Laboratory to use NSG immunodeficient mice

Clinical:

- 4 CT scanners
- 3T MRI facility with spectroscopy
- 1 SPECT
- 1 SPECT-CT
- 2 mammography facilities
- Interventional radiology unit
- 6 conventional radiation therapy accelerators with IMRT / IGRT / stereotactic system
- 1 Cyberknife
- Brachytherapy
- Laser surgery facility
- Full range endoscopic surgery facility
- Central pharmacy
- Clinical research unit

Education

NIO holds the oncology chairs of Semmelweis University of Medicine, University of Medicine and Pharmacy Targu Mures and partially that of Pécs University. We also host the Thoracic Surgery Department of Semmelweis University.

We organise courses in various disciplines of oncology for physicians, researchers and nurses, and also patient education courses throughout the year.

Our oncology courses are offered nationwide and accredited by Semmelweis University, where participants receive credit points (which are required for the Continuous Medical Education for MDs and nurses each year) upon successful completion. Postgraduate training in oncology was first developed at NIO and all specialisation exams are still taken here. Our professors are accredited and heavily engaged in graduate and postgraduate teaching activities at the Universities of Pécs, Debrecen and Szeged. We produced fundamental textbooks that are used nationwide.

Országos Onkológiai Intézet
Ráth György utca 7-9
H-1122 Budapest
Hungary

Országos Korányi TBC és Pulmonológiai Intézet

National Korányi Institute of Tb and Pulmonology

www.koranyi.hu

Referring Number
ID 80
Full Member

Director's foreword

The National Korányi Institute of Tb and Pulmonology was founded in 1901 by Korányi Frigyes. It lies in one of the most beautiful natural environment in Hungary. The Institute is far from the crowd and the pollution of the city, so the patients can enjoy fresh air and an exceptional view. Our colleagues are very committed to provide the best for our patients in diagnostics, treatment and prevention for various kinds of respiratory diseases and cancer.

Description of the Centre and history

The National Korányi Institute of TB and Pulmonology is the largest pulmonology institute in our country, with approximately five-hundred available beds for the hospital treatment of patients with respiratory diseases and cancer. Our institute is an oncology - pulmonology center performing active oncology and palliative activities through the close cooperation of its departments. The annually performed 15.000 patient treatment sessions are 65% due to lung cancer.

We are an oncology center accredited by European Society of Medical Oncology (ESMO), and member of the Organisation of European Cancer Institutes (OECE).



Main research activities

Our Institute has two separate research facilities, the Department of Tumor Biology, and the Department of Pathophysiology. The main fields of research are; accordingly, include tumor vascularization, biomarker studies and COPD research.

The frozen tissue bank archive, or "tumor bank," which contains tumor tissues removed from lung cancer patients during surgery as well as non-tumorous lung tissues and blood serum samples, is also a part of our research facilities. Fresh blood serum and tissue samples from lung cancer patients are continuously added to the archive and stored at -80°C. The goal of the archive is primarily to aid in further molecular biological research.

The Department of Tumor Biology has a close collaboration with the Semmelweis University as well.

Core Facilities

- diagnostics
- treatment
- rehabilitation
- palliative care
- research
- animal house

Education

Our physicians and scientists regularly hold lectures in the subject of pulmonology and oncology to MD trainees and students studying at health-care specialization secondary schools.

Field practice days are also organized at our clinical and pathology wards for these students.

The palliative ward also receives colleagues with a mental-hygienic secondary certificate for practical trainings. Within the frameworks of regular professional postgraduate trainings, our institute also teaches the basics of pulmonology and thoracic oncology.



Országos Korányi TBC és Pulmonológiai Intézet
Korányi Frigyes út 1.
H-1121 Budapest
Hungary

Trinity St. James's Cancer Institute

www.tcd.ie

Referring Number
ID 101 
Full Member



Institiúid Ailse Choláiste
na Tríonóide/San Séamas
Trinity St James's
Cancer Institute



Trinity
College
Dublin
The University of Dublin

IRELAND

Director's foreword

The Trinity St. James's Cancer Institute integrates the long tradition of outstanding comprehensive cancer care delivered at Ireland's largest academic health campus at St. James's Hospital in central Dublin, with the research and educational excellence of Trinity College Dublin, Ireland's leading university, ranked within the global top 100. Our central mission is to provide excellent and innovative multi-disciplinary care for patients with cancer in an environment providing access to the best of cancer-related research and education, with the objective of continuously improving the cancer patient's experience and outcome.

Description of the Centre and history

In 2016, Trinity College Dublin and St. James's Hospital established a joint initiative to develop the Trinity St. James's Cancer Institute, bringing together the unique and complementary attributes of both institutions in the field of cancer. St. James's Hospital has developed over many years a comprehensive cancer care programme, with particular clinical and research strengths in upper gastrointestinal, haematological, thoracic and gynaecological oncology. On-site multi-disciplinary care pathways combine medical, surgical and radiation oncology, and include the national Adult



Bone Marrow Transplant Unit. Trinity College Dublin has an international reputation for excellence in cancer research, particularly in genetics, immunology, pharmacology and molecular pathology. Over 250 clinical and research staff now work together to advance the mission and further development of our Trinity St. James's Cancer Institute.

Main research activities

Research at the Trinity St. James's Cancer Institute is an integrated, thematic programme which involves a number of areas including fundamental science, translational medicine, health economics and planning, and global health. Our aims are to educate and to expand knowledge for best practice with regards to cancer research, as well as develop new treatments and strategies through a combination of biomedical and biomolecular research.

Our research strategy builds on existing strengths and integrates key research areas across 4 main themes, namely cancer prevention, molecular and precision oncology, cancer immunology and cancer survivorship and supportive care. Clinical research, encompassing cancer clinical trials, radiation oncology research, nursing research and a broad spectrum of allied health professional research fields, spans the breadth of these 4 themes and results in a horizontally and vertically interwoven, multidisciplinary, vibrant cancer research network. Underlying all of these themes is a multidisciplinary infrastructure provided by the Trinity Biomedical Sciences Institute, Smurfit Institute for Genetics, CRANN and Trinity Translational Medicine Institute.

Core Facilities

Primary core facilities exist at the Trinity Translational Medicine Institute and the Trinity Biomedical Sciences Institute – comprising Biosafety facilities, The Irish National Centre for High Content Screening and Analysis, Bioresource units and Laboratory for Characterisation of Advanced Biological Materials in addition to the Centre for Advanced Medical Imaging, and the Wellcome Trust – HRB Clinical Research Facility.

Education

The Institute provides extensive education programmes in Translational Oncology for undergraduate and postgraduate students, scientists, clinicians, nurses, healthcare professionals and allied healthcare workers. Education programmes are also designed to engage with public-patient involvement (PPI activities). The Institute offers scholarships and fellowship opportunities in clinical and translational research and directs a career development programme for young investigators: 'Training and educating tomorrow's leaders today'.

Trinity St. James's
Cancer Institute
James's Street
Dublin 8
Ireland

Beaumont RCSI Cancer Centre

www.beaumontresicancercentre.ie

Referring Number
ID 126
Full Member ★

ACCREDITATION
AND
DESIGNATION
PROGRAMME

OECE
CANCER CENTRE



IRELAND

Director's foreword

The shared vision of the Beaumont RCSI Cancer Centre is to provide the very best cancer service to our patients by combining first class clinical care with ground-breaking research and high quality education and training. As a cancer centre, there is a requirement for a concentration of staff with specialist expertise in cancer diagnosis and treatment. This ensures a multidisciplinary approach, a significant number of new patients on treatment and the availability of necessary supports to achieve the best practice. The Beaumont RCSI Cancer centres aims to work closely with other hospitals and community services to ensure appropriate aspects of patient care are delivered as close to home as possible. On a greater scale our ambition is to collaborate with leading cancer centres/ institutes in Europe to continuously improve, share best practice, respond to the needs of our patients, and benchmark our processes and outcomes to enable world-class patient care.

Description of the Centre and history

The Beaumont RCSI Cancer Centre is made up of Beaumont Hospital, the Royal College of



Surgeons In Ireland (RCSI) and St. Luke's Radiation Oncology Network. Beaumont Hospital is one of 9 designated cancer centres in Ireland under the auspices of the National Cancer Control Programme, one of eight regional centres with a full diagnostic and treatment pathway for breast, rectal and prostate cancers; one of four centres that treat patients with cancers of the upper gastrointestinal system and one of two centres that have a full pathway for patients with neuro-oncology tumours.

Research

The Beaumont RCSI Cancer Centre has a strong reputation in translational research, the university's field-weighted citation impact is the highest in Ireland. The mission of the Centre is to provide innovative evidence based care to our cancer patients. Our strategy is to undertake patient centric research to cement our international standing in systems medicine, imaging and integrative genomics. Research programmes are based on disease area and are underpinned by our clinical trials and translational research platforms. The Centre will build on key national and international partnerships to enable us to lead investigator initiated clinical trials and large scale epidemiological studies. We will collaborate across academia, patient groups, charities and industry to rapidly develop our cancer innovations for the clinic

Education

Beaumont Hospital and the RCSI have been partners in the delivery of high quality education for many years. As a cancer centre we are committed to providing excellence in cancer education to patients, their families and all staff involved in cancer care, services and research. On a greater scale our ambition is to collaborate with leading cancer centres in Europe to continuously improve and develop in order to respond to the needs of our patients, offering high quality care in an environment in which research and education flourish



**Beaumont RCSI
Cancer Centre**
Beaumont Road
D09 V2N0 Dublin 9
Ireland

Saolta University Cancer Network, Galway University Hospitals

www.saolta.ie

Referring Number
ID 134
Full Member 

ACCREDITATION
AND
DESIGNATION
PROGRAMME

IN THE
ACCREDITATION
PROCESS



OLLSCOIL NA GAILLIMHE
UNIVERSITY OF GALWAY



IRELAND

Director's foreword

The Saolta University Cancer Network provides cancer care to the West and Northwest of Ireland (~1 million population) via a Cancer Managed Clinical and Academic network (MCAN). The network is led out of the Cancer Centre at Galway University Hospital (GUH) and affiliated regional hospitals. Our mission is to deliver excellent, patient-centred cancer care to reduce the cancer burden and improve outcomes for our population. Working with our academic partner, National University of Ireland, Galway (NUI Galway), we can develop a leading cancer research and innovation environment with access to clinical trials, translational research, and innovative technologies and therapeutics, to create new knowledge and position our Cancer Network to advance the European Cancer Mission.

Description of the Centre and history

The Saolta University Cancer Network is led out of GUH which has been a designated cancer centre in the National Cancer Control Programme (Ireland) since 2006, delivering multidisciplinary care for all common cancers. Surgery, radiotherapy, and rapid access diagnostics are delivered at the GUH Cancer Centre. Systemic anticancer therapy is delivered at GUH and at four affiliated Cancer Network hospitals across our region. The Cancer Network is part of an integrated governance model led by the Cancer MCAN since 2020.

Main research activities

Research is an integral part of the Saolta University Cancer Network in collaboration with our academic partner, NUI Galway. Key enablers of cancer research are the Lambe Institute for Translational Research and the Health Research Board-funded Clinical Research Facility, both co-located with the GUH Cancer Centre. These established centres facilitate cancer clinical

trials including first in human studies, a cancer biobank (biological samples and data for breast, colorectal, prostate, lung, and endocrine tumours), and medical device research and application. Our clinical and translational research teams collaborate closely with cancer research laboratories across the NUI Galway campus: Centre for Chromosome Biology, Blood Cancer Network Ireland and CÚRAM, the Science Foundation Ireland (SFI) Centre for Medical Devices. At the Lambe Institute the research programme is supported by the National Breast Cancer Research Institute, SFI-funded Precision Oncology Ireland, and other national and international funding agencies.

Core facilities

Clinical cancer core facilities include surgery, medical oncology, radiation oncology (soon to be delivered from the new GUH National Radiation Oncology Facility) and a North-South healthcare agreement which allows access to radiotherapy services at Altnagelvin Hospital in Northern Ireland. Cancer research cores include the HRB-Clinical Research Facility; cancer biobank; bioinformatics, flow cytometry; bioresource unit; microscopy and imaging; mass spectrometry; patient and public Involvement (PPI Ignite); and the Centre for Cell Manufacturing Ireland (CCMI), a licensed GMP facility for stem cell manufacture.

Education

The education mission of the Saolta University Cancer Network is led out of the College of Medicine, Nursing and Health Sciences at NUI Galway, with regional reach provided via hospital co-located Medical Academies. The College delivers and supports accredited undergraduate degrees and research programmes for nursing, medical, and health and social care students, and taught and research higher degrees to a multidisciplinary cohort of graduate students.



**Saolta University
Cancer Network, Galway
University Hospitals**
Newcastle Road
H91 YR71 Galway
Ireland

Cork University Hospital/University College Cork

www.cuh.hse.ie

Referring Number
ID 145
Full Member 

Director's foreword

Cork University Hospital (CUH), supported by its' academic partner University College Cork (UCC), is one of the largest university teaching hospitals in Ireland and the largest National Cancer Control Programme (NCCP) designated cancer centre in the South of Ireland. CUH resides in the Health Service Executive (HSE) South/South West Hospital Group (SSWHG) which serves a wider population of approximately 1.1 million. The provision of high-quality care for patients at risk of and with a diagnosis of cancer, as well as integration with innovative education and research initiatives is central to our mission.

Description of the Centre and s history

University College Cork and the South/South West Hospital Group have partnered to support Cork University Hospital as a centre of excellence for cancer care in the South of Ireland. This region of Ireland is fortunate to have a highly skilled healthcare workforce and a health ecosystem that offers a fertile ground for growing and developing health research and innovation. Cork University Hospital is a tertiary referral centre for cancer services and one of two cancer centres nationally managing surgical care of hepatobiliary/pancreatic and central nervous system tumours, alongside the major cancer subtypes. Academic partnership facilitates collaboration between bench scientists in the university base, clinician scientists at the hospital base, and population health scientists in the School of Public Health and the National Cancer Registry Ireland (located in Cork).



ACCREDITATION AND DESIGNATION PROGRAMME IN THE ACCREDITATION PROCESS



Main research activities

CUH houses a robust cancer clinical trials unit (Cancer Trials Cork, site of the UCC Cancer Trials Group) and the HRB-Clinical Research Facility (in collaboration with the Mercy University Hospital) to ensure access to novel diagnostics and therapies for patients with cancer. The broad portfolio encompasses phase I-III therapeutic trials in haematologic/solid malignancies, radiation therapy and surgery; including academic collaborative trials via Cancer Trials Ireland and industry trials, with a developing portfolio of patient-focused investigator-initiated trials. Clinical and translational research currently spans the areas of cancer biology, the microbiome, synthetic biology, precision oncology clinical trials and cancer outcomes research including an expanding portfolio of studies in the cancer survivorship space.

Core Facilities

Core clinical facilities include inpatient, outpatient and chemotherapy day ward services as well as a state-of-the-art Radiation Oncology Cancer Centre, one of the largest single site Radiation Oncology facilities in Ireland. Multidisciplinary diagnostics and care of all cancer subtypes is embedded in cancer services and supported by dedicated nursing, allied health, and psycho-oncology teams. Marymount University Hospital & Hospice in Cork city provides inpatient palliative care services and in consultation services in CUH to ensure optimal supportive care of patients. Academic research facilities include a robust clinical research infrastructure (above), and modern scientific laboratories.

Cork University Hospital
Wilton
Cork
Ireland



St Vincent's UCD Cancer Centre

www.stvincentsucdcancercentre.ie

Referring Number
ID 162 
Full Member

Director's foreword

The St Vincent's UCD Cancer Centre brings together in one centre cutting-edge expertise in cancer research, education and specialised cancer care. The Cancer Centre is a joint venture between St Vincent's Healthcare Group (comprising St Vincent's University Hospital and St Vincent's Private Hospital) and University College Dublin (UCD).

The mission of the St Vincent's UCD Cancer Centre is to deliver the best cancer care for patients through high quality, integrated care, advanced clinical research and ultimately personalised diagnosis and treatment.

Description of the Centre and its history

The Cancer Centre is one of eight designated adult cancer centres in Ireland and is the nationally designated centre for neuroendocrine tumours (NET), pancreatic cancer and sarcoma. In addition, the centre is one of the largest providers of care for patients with breast, prostate, colorectal and lung cancer and is one of three adult stem cell transplant centres in the country.

University College Dublin (UCD) has the largest medical school and is largest university in Ireland and has been the academic partner of St Vincent's for over a century. The establishment of the St Vincent's UCD Cancer Centre reflects a deepening of the relationship between the two institutions and a prioritisation of cancer as a major focus of care, education and research.



ACCREDITATION
AND
DESIGNATION
PROGRAMME

IN THE
ACCREDITATION
PROCESS



St Vincent's UCD
Cancer Centre

Main research activities and Education (about 600 characters), if relevant, leading to promising improvement in patient care

The Clinical Research Centre (CRC) is the organisational centre for the research programmes across the St Vincent's UCD Cancer Centre. The CRC's aim is to integrate cancer research with clinical oncology by bringing together leading cancer researchers with clinical oncology to develop improved prevention strategies, diagnostics and treatment options, that can be rapidly translated to patient benefits.

- The St Vincent's Cancer Centre encompasses all cancer research activity at the hospital campus, including a specialised cancer trials unit, as well as several UCD based research groups including:
- All-Island Cancer Research Institute (AICRI): A UCD established all-island collaborative cancer research project.
 - Precision Oncology Ireland: A UCD based precision oncology research cluster.
 - Centre for Colorectal Disease: A centre with IBD and colorectal cancer as its twin areas of focus.

Education of UCD's undergraduate and post-graduate students, is overseen by the Associate Dean Programmes and Education Innovation, who is a member of the Cancer Centre Executive. While the Clinical Research Centre provides a graduate educational programmes to train the next generation of investigators and research professionals. With programmes delivered in an active Clinical Research Centre, thereby ensuring students are taught by and gain experience alongside expert staff and internationally renowned investigators.



**St Vincent's UCD
Cancer Centre**
St. Vincent's University
Hospital Elm Park
D04 T6F4 Dublin 4
Ireland

The Mater Private Cancer Centre

www.materprivate.ie

Referring Number
ID 137
Full Member

Director's foreword

It is an honour to join the OECE community in its mission to promote greater cooperation among European Cancer Centres and Institutes. The Cancer Centre at the Mater Private Hospital brings together a broad range of clinical services and healthcare professionals to optimise patient care and outcomes, develop new services and contribute meaningfully and collaboratively to education and clinical research.

Description of the Centre and history

The Mater Private Dublin opened in 1986. Since then, the hospital has grown to offer 206 patient beds and services from over 200 leading consultants to patients from across Ireland. We recently opened two day hospitals in the city and run three outreach clinics in regional population centres. The hospital was successfully re-accredited by Joint Commission International (JCI) for the 7th time in 2020.

The Mater Private Network now includes two hospitals, located in Dublin and Cork (opened in 2012), two radiotherapy centres in Limerick and Liverpool and a number of out-patient clinics in various locations throughout Ireland. The Network has built a strong reputation for medical innovation and the provision of high acuity care, and is a national leader for cardiovascular and cancer specialties in particular.

As part of our cancer strategy for 2021 – 2025 we intend to prepare for OECE accreditation and designation as a cancer centre. Existing strengths in diagnostic and treatment modalities will be augmented by the further development of germline and somatic genetics, a renewed focus on recruitment to clinical trials and new services in cancer prevention and survivorship.



Main research activities

There is a history and culture of recruitment to national and international trials in medical and radiation oncology. This has been reinforced by a commitment to support the Ireland East Hospital Group Cancer Trials Cluster, which was awarded a multi-annual grant by the Health Research Board in 2021 to promote collaborative research activity between hospitals and academic partners.

Core Facilities

The Mater Private Hospital has nine operating theatres, a full diagnostic imaging service and accredited lab service on site. The oncology day ward treats approximately 60 patients per day and the radiotherapy department, with two linear accelerators and a comprehensive brachytherapy service, completed recruitment and equipment upgrades prior to opening a stereotactic radiosurgery / SABR programme in 2021.

Education

The MPH runs open access medical education (CME) and professional development (CPD) activities for primary care and hospital physicians. The hospital is a partner in the Strategic Academic Recruitment (StAR) MD Programme run by the Royal College of Surgeons in Ireland (RCSI University of Medicine and Health Sciences) and is a training site for the national higher specialist training programme in Medical Oncology run by the Royal College of Physicians of Ireland. There is a structured programme to facilitate postgraduate diploma and degree courses in oncology nursing. Undergraduate and graduate training to Masters level in Medical Physics is delivered in collaboration with Technological University Dublin and University College Dublin.



The Mater Private Cancer Centre

The Mater Private Network,
Eccles Street 7
D07 WKW8 Dublin
Ireland

The Mater Misericordiae University Hospital

www.mater.ie

Referring Number
ID 154
Full Member

Director's foreword

The Mater university hospital is a level 4 teaching hospital based in Dublin's city centre. Its aim to provide a multidisciplinary approach to cancer care by bring together a range of clinical services, high quality patient care, ground breaking scientific research while actively participating in an environment of continuous process improvement for all aspects of cancer care.

Description of the Centre and its history

The Mater hospital is one of 9 designated cancer centres in Ireland by the national cancer control program (2017). In 2019 a cancer directorate was established to consolidate services within the hospital that provide care for patients with cancer to allow renewed focus on their performance and optimisation. The Mater's main academic partner, the University of Collage Dublin share a 150 year relationship and have demonstrated a lifelong commitment to the development of research and education. Today, the Mater Hospital continues to work closely with UCD in providing world class undergraduate and postgraduate and specialist training programmes in surgery, medicine, nursing, physiotherapy, radiography and research and development making the Mater hospital the foremost centre for clinical training in the country.

Main research activities

The Mater Hospital/ UCD approach to research has always been patient centric. With two clinical trial departments ,START Dublin- the first in the country phase one unit investigating novel anti-cancer drugs and the Mater hospital Clinical trial and research unit being one of the country's top accruing research centres in Ireland with speciality studies in advanced Breast cancer, Melanoma and leukaemia. The UCD clinical research centre based in the Mater hospital aims to discover ways to improve medical care and to establish new treatments for patients who are living with cancer



Core Facilities (clinical or research)

The Mater hospital clinical facilities include surgery, oncology, radiation oncology, haematology, breast health unit, and a, centre for Integrated Thrombosis Care, Clinical Trials Research Unit (CTRU) focusing on a variety of cancer trials for patients in Ireland. A phase 1 clinical trial unit (START Dublin). A national Peritoneal Malignancy centre for HIPEC surgeries and an accredited lab ISO 15189:2012 on site.

Education (if relevant)


Education, training and research have always been at the core of the Mater Hospital. We are committed to providing excellence in healthcare for all of our patients and in order to achieve this we recognise that we must support our current and future staff to learn, grow and innovate. Our strong academic partnerships with the university collage Dublin allow us to deliver undergraduate and postgraduate education to hundreds of healthcare professionals including nurses, doctors, and radiographers.

**The Mater Misericordiae
University Hospital**
Mater Misericordiae
University Hospital,
Eccles Street
Dublin D07 R2WY
Ireland



Centro di Riferimento Oncologico di Aviano (CRO), IRCCS

www.cro.it

Referring Number
ID 3 
Full Member

ACCREDITATION
AND
DESIGNATION
PROGRAMME

OECE
COMPREHENSIVE
Cancer Centre

CRO
AVIANO

ITALY

139

Director's foreword

CRO is an Institute for Research, Hospitalization and Health Care (IRCCS) of national importance that is devoted entirely to cancer research and care. CRO is committed in improving public health by advancing medical knowledge, providing outstanding specialty medical care and providing higher education for undergraduate, graduate and postdoctoral students.

Description of the Centre and history

CRO was opened in 1984 and accredited by the Italian Ministry of Health in 1990. It is a public, no-profit institute that operates under the authority of the Italian Ministry of Health for the clinical & experimental research functions and under the governance of the Friuli Venezia Giulia Region for patients' care.

Main research activities

Research at CRO contributes to the advancement of scientific knowledge, the prevention and treatment of disease, and technology transfer in collaboration with the private sector.

The current research activity is based on five lines which are consistent with the Institute's objectives, i.e. translational research in oncology and precision medicine, mainly preclinical. The lines are:

- Tumor genetics and biology
- Tumor epidemiology and prevention
- Hematologic neoplasias
- Solid tumors
- Tumors associated with infectious agents and immunosuppression

Clinical research is based on mono- and multidisciplinary therapeutic protocols (conservative surgery in breast cancer; combined chemotherapy and radiotherapy in locally advanced, non small-cell lung cancer; interdisciplinary treatment of soft tissue sarcomas; intestinal and ovarian tumors). Experimental research focuses on: gene alterations; neoplastic transformation and progression; mechanisms of cell adhesion and migration; role of growth factors and growth factor receptors in hematological neoplasias; mechanisms of drug sensitivity and resistance; mechanisms of action of non-genetic cancer risk factors.

Core Facilities

- Pharmacogenomics
- Proteomics
- Flow cytometry
- Biobanking
- Centralized clinical trials office
- Genomics
- Animal Facility
- In vitro and in vivo imaging

Education

Collaborations with the Universities of Trieste, Udine and others allow the presence at CRO of residents in medical oncology and other relevant disciplines and PhD students. Students can find hospitality in the nearby Campus that also hosts educational facilities.




**Centro di Riferimento
Oncologico di Aviano
(CRO), IRCCS**
Via Franco Gallini, 2
33081 Aviano
Italy



IRCCS Ospedale Policlinico San Martino

www.hsanmartino.it

Referring Number
ID 6 
Full Member

ACCREDITATION
AND
DESIGNATION
PROGRAMME



OSPEDALE POLICLINICO SAN MARTINO
Sistema Sanitario Regione Liguria

ITALY

Director's foreword

The merger between San Martino University Hospital and the Istituto Nazionale per la Ricerca sul Cancro has been a complex process, although things have moved more smoothly than possibly anticipated. The real issue was that both Institutions had vastly overlapping areas of interest, although a plan could be elaborated to eliminate the overlapping activities or to melt them. This process has been facilitated by the creation of the Disease Management Team, for the major oncology pathologies, which not only supervise the everyday activity, but also fix the rules according to which these activities should be conducted, select the most appropriate clinical trials and constitute a bridge between translational research and clinical activity. Oncologists can seek to the advice of specialists generally unavailable in Cancer Centers, patients with multiple morbidities, like the elderly, can be followed by multidisciplinary teams, including non-oncologists, and the accumulations of scientists with different backgrounds can generate new ideas while leading to a rationalization of core facilities.

Description of the Centre and history

The Institute originated from the merger of AOU San Martino and IST - Istituto Nazionale per la Ricerca sul Cancro of Genoa. It is a public institution which was constituted according to a Regional law as a Scientific Institute for Research, Hospitalisation and Health Care (IRCCS) of national interest. The Institute is part of the regional health service of Liguria of which it is the major hospital and collaborates with the University of Genoa for research, teaching and clinical training.

Main research activities

The Institute has three research areas:

Epidemiology

This is a traditional research field focused on cancer epidemiology, environmental influence on cancer and cancer registry, and subsequently expanded to methodology of clinical trials, molecular cancerogenesis, cancer genetics and organisation of supportive and end-life care for patients.



Tumor-Host Interactions

This was originated from the interest in Genoa for tumor immunology. Initially focused on natural immunity and to the specific immune response to tumor cells, has been subsequently extended to tumor cell/stromal cell interactions, to the role of inflammation in controlling cell growth and on the mechanisms of clonal expansion promoted by chemokine/cytokines. The mechanisms of graft rejection have been investigated given the long standing tradition of bone marrow transplants.

Specific therapies for cancer

Originally this line was intended to cover the topic of chemotherapy. However, this topic has been progressively extended to the new biologic targeted therapies, which are now the center of research interest. Major topics for these trials are lung, breast, GI tract cancers and melanomas and lymphomas.

Core Facilities

- FACS sorting
- Bio-banking facilities
- Animal facility
- DNA sequencing
- Clinical trials

Education

Teaching spans from the training of the new generations of physicians, of paramedics and nurses and also of investigators. Most of these activities are responsibility of the staff of the Medical School, although the Institute provides facilities at various levels and also the teaching role of non-university medical staff. The students can also have their PhD training in laboratories of the Institute and 50 post-doctoral fellows are on average completing their laboratory or clinical training.



**IRCCS Ospedale
Policlinico San Martino**
Largo Rosanna Benzi, 10
16132 Genova
Italy

Istituto Europeo di Oncologia

IEO European Institute of Oncology

www.ieo.it/en

Referring Number
ID 10 
Full Member

ACCREDITATION
AND
DESIGNATION
PROGRAMME

OECE
COMPREHENSIVE
Cancer Centre

 IEO
European Institute
of Oncology



ITALY

143

IEO Group

The IEO (European Institute of Oncology) is one of the world's most prestigious hospitals and the fastest growing comprehensive cancer centre in Europe. The IEO is a Research and Teaching Hospital dedicated to adult oncology. IEO integrates the various areas related to the fight against cancer such as prevention, diagnosis, treatment, training and education, basic and translational research. Designed and supported by Professor Umberto Veronesi, it is a highly specialized cancer centre where research and care have been closely interwoven since the beginning of its activity and it is fully devoted to innovation.

The IEO assists more than 100,000 patients every year following the emerging principle of the "minimum effective" instead of the "maximum tolerable treatment". The clinical, research and educational activities form a "multidisciplinary approach" with the mission to achieve "Excellence for a future without cancer".

The IEO constantly operates following values and principles that inspire our day-to-day activity:

- Focus on the patient
- Multidisciplinary approach from diagnosis to treatment
- Continuous quality improvement
- Experimental research development and rapid transfer of results to patients
- Openness to international collaborations

The IEO Group includes IEO, Monzino Cardiological Centre and their foundation, Fondazione IEO-Monzino. The strength of the IEO Group comes from the integration of different specialties which combine oncology, cardiology, scientific research and technology transfer.



**Istituto Europeo
di Oncologia**
Via Ripamonti 435
20141 Milano
Italy

Areas of excellence


The IEO strives for excellence in cancer prevention, diagnosis and treatment, developing clinical and scientific research coupled with innovative organization and management, while paying constant attention to the quality of the service offered to patients. Since its set up, the IEO has contributed to a better understanding of various tumors and has led to new protocols and treatment regimens which have become standard practice both nationally and internationally. The excellence of IEO is reflected also in the IEO innovative organizational model which involves Clinical Programs. Each program brings together all those specialties needed to manage patients throughout the complete clinical pathway, from diagnosis to follow-up.

The world of research in IEO

At IEO, a complete integration exists between clinical and research activities in order to translate scientific results into therapy, as quickly as possible. Basic and translational research takes place at the Department of Experimental Oncology (DEO). The campus is also home to the European School of Medicine Molecular (SEMM), Center for Genomic Science of the Italian Institute of Technology and FIRC Institute of Molecular Oncology.

Fondazione IRCCS - Istituto Nazionale dei Tumori di Milano

www.istitutotumori.mi.it

Referring Number
ID 11 
Full Member

Director's foreword

The National Cancer Institute (INT) of Milan has always supported the OECE because we are convinced that collaboration and intensive networking among cancer institutes are essential to face the complex challenge posed by cancer to patients, healthcare stakeholders and society. Together with the other OECE members, we are proud to contribute by delineating and pursuing a common strategy in the battle against cancer and in the fight against inequalities in treatment within Europe.

Description of the Centre and history

Since its establishment in 1928, INT has always aimed to provide the highest standard of patient care while pursuing preclinical and clinical research and promoting its swift translation into better prevention, diagnosis, therapy, rehabilitation, and survival.

Main research activities

Current research includes investigation of molecular and cellular determinants and mechanisms of tumor onset, growth and progression, as well as analysis of inherited factors underlying genetic susceptibility to cancer. More therapeutically oriented studies are aimed at developing and selecting new target-specific agents. Identification of growth signals and checkpoint functions driving cell proliferation and survival is essential for the detection and validation of predictors of tumor progression and treatment response, and helps define new targets for drug therapy and novel therapeutic approaches that modulates cellular response by combining chemopreventive and anticancer agents. Antitumor immunity and the regulatory mechanisms interfering with the immune recognition of tumor cells are also being studied.

Finally, crucial in designing and conducting prospective clinical studies is the strong and continuous



Fondazione IRCCS
Istituto Nazionale dei Tumori

Sistema Socio Sanitario



Regione
Lombardia

collaboration between the Experimental Oncology and Clinical Departments. Epidemiological and translational research aims to gain knowledge of lifestyle and genetic risk factors for use in cancer prevention. We also look out for inequalities in prevention and treatment so that corrective action can be taken.

In this field, we focus on dietary intervention studies targeting the general population, high-risk subgroups, and cancer patients to minimize the risk of recurrence; the study of inequalities in survival and cure rates of cancer patients as the systematic description of cancer incidence, prevalence, and survival explains survival differences between and within countries, to devise actions that may reduce such inequalities; research on environmental and occupational risk factors, from standard epidemiological designs to the systematic monitoring of occupational risk by linking cancer registry data and occupational history files.

Core Facilities

Core facilities and equipment for research at INT include: Platform for Integrated Biology (PIB), Immunohistochemistry, Cell Imaging Facility, Flow Cytometry and Cell sorting, Microbiology Service, Laboratory Animal Facility, In Vivo Imaging, Biological X-ray Irradiator, Micro-PET, Tissue and Cell Repository, DEPArray Platform, Cytogenetics and Molecular Cytogenetics, Proteomics/Metabolomics Facilities, Medical Statistics, Biometry and Bioinformatics, Epidemiological Research Platforms, Breast Cancer Clinical Registry, Data Warehouse, Clinical Trials Center, Grant Office, Biomedical Library, Technology Transfer Office, Ethics Committee.

Education

PhD studentships, postdoctoral research fellowships, graduate student training, medical, nursing, psychology and social service training as well as continuing medical education are in our portfolio of educational opportunities. We provide education and training at a postgraduate level by offering a range of highly specialised Master courses, running the PhD programme of the Open University (about 20 students), and hosting PhD students from other universities.




**Fondazione IRCCS
Istituto Nazionale dei
Tumori di Milano**
Via Giacomo Venezian, 1
20133 Milano
Italy

Istituto Nazionale Tumori - IRCCS “Fondazione G.Pascale” (INT-Pascale)

National Cancer Institute of Naples
Foundation “G. Pascale”

www.istitutotumori.na.it

Referring Number
ID 12 
Full Member

Director's foreword

The National Cancer Institute of Naples - Fondazione “Giovanni Pascale” (INT – Pascale) is the largest Clinical Care and Research Cancer Center in Southern Italy. Its mission is prevention, diagnosis and care of cancer and it is strictly related to innovative research in oncology. The organisation of the INT-Pascale is based on the model from the United States “Comprehensive Cancer Centres” in which multidisciplinary teams are dedicated in an integrated manner to tackle all aspects related to the care of cancer patients.

Description of the Centre and history

INT – Pascale was founded in 1933 and received the first recognition as Research Center in 1940. It is composed of four distinct buildings: 1) Main Hospital Building with Operating Theatre (186 in-patient beds); 2) Day Hospital and Day Surgery Building (42 day hospital beds); 3) Research Building; 4) Administrative Building. Furthermore, INT – Pascale has an outstation (CROM) which is entirely dedicated to Research and is located in Mercogliano (AV). The Institute has approximately 840 employees of which 218 medical doctors, 96 biologists, 342 nurses and 185 administrative personnel.

Main research activities

The research activities of the INT – Pascale are organised in macro-areas. This organisation has the purpose of focusing the activities of the Institute on major issues, to promote interactions between researchers from diverse fields, and to create a “critical mass” of projects that involve different expertises. The Macro-areas of current research activities are the following:



ISTITUTO NAZIONALE TUMORI
IRCCS - Fondazione Pascale

ITALY

147

- Prevention and Risk Factors in Neoplastic Disease
- Tumor Markers and Innovative Diagnostic Procedures
- Integrated Treatments in Oncology
- Innovative Therapeutic Strategies in Advanced Disease.

The scientific productivity over the past years has increased significantly and is now constituted by more than 324 publications/year in journals with an impact factor totaling more than 2349,56 points. Research activities are financed with funds made available by the Ministry of Health and both National and International competitive grants. In the past few years several International patent applications have been filed by researchers of the INT – Pascale which cover newly discovered diagnostics or therapeutics. Recently, the Institute has fostered the creation of two Spin-offs SMEs. A characterizing theme of INT – Pascale is represented by the strong commitment towards clinical experimental studies. The Institute has an independent Ethical Committee which has approved more than 1100 clinical studies (both experimental and observational) between years 2007 and 2020. In 2020 about 2500 patients have been enrolled in clinical Studies at INT – Pascale .

Finally in the last years the INT – Pascale has significantly invested in the set of a strong Pharmacogenomics platform for molecular diagnostics and has become a reference center in Italy and Europe for Quality assessment of several molecular biomarkers for response to therapy (KRAS, EGFR, BRAF).

Core Facilities

- Pathology Lab with associated Biobank
- Centralized Clinical Pathology Laboratory
- Centralized Radiology
- Centralized Radiotherapy
- Minimally invasive surgery (Robotized “da Vinci” Surgical System)
- Pharmacogenomics facility
- Proteomics facility
- Animal facility
- Cyclotron and Radiopharmacy
- Phase I facility

INT-Pascale is investing in continuous technological improvements. In recent years, thanks to the contributions of the Ministry of Health, the technological level of the equipment has improved by purchasing: 1. a Robotic Assisted “da Vinci” Surgical System; 2. a new multicolor angiography system; 3. a highly innovative robotic platform for rapid ex vivo drug testing. In addition, INT-Pascale has strategically invested in technological upgrading the radiation therapy unit, a high-specialty center, providing the structure several sophisticated instruments including a CyberKnife® System for precision radiotherapy.

Education

In 2013 the process for final accreditation of the INT – Pascale as National Provider CME was concluded.

In 2020 the Institute has organized, 27 CME events. Currently at the INT – Pascale there are three undergraduate programs:


- Bachelor of Science in Nursing and the other is the
- Bachelor of Science in Biomedical Laboratory Techniques
- Bachelor of Science in Medical Radiology Techniques.

**Istituto Nazionale
Tumori - IRCCS
“Fondazione G.Pascale”
(INT-Pascale)**
Via Mariano Semmola
80131 Napoli
Italy

Istituto Nazionale Tumori Regina Elena

Regina Elena National Cancer Institute
(IRE)

www.ifo.it

Referring Number
ID 15 
Full Member



Director's foreword

The Regina Elena Institute (IRE) is the largest Comprehensive Cancer Center in central Italy and is considered to be the centre of excellence for the study and therapy of the following tumors: lung, breast, head-neck, urogenital, brain and rare adult tumors thanks to the synergic combination of patient care, continued medical education and training and translational research activities.

Description of the center and history

The Regina Elena Institute was established in 1933 and in 1938 it was recognized as an IRCCS. In 2000, it changed its location and has currently approximately 300 beds. At our Institute, we have roughly above 1500 staff comprising of researchers, physicians and support staff. IRE has two departments: Department of Clinical and Experimental Oncology and Department of Research Advanced Diagnostic and Technological Innovation.

Main research activities

IRE has issued a three year 2020-2022 strategic plan for research where its main mission is translational research centred on the individual cancer patient. Furthermore, IRE established several Translational Research Interest Groups to potentiate translational research that aim to promote a multidisciplinary and synergic combination between research and clinical areas.

Also at IRE, we have an active Molecular Tumor Board that studies cancer patient cases that have no other therapeutic option left therefore the MTB steps in to request additional molecular testing, generally NGS tests.

The IRE institute has built a strong network of collaborations with several universities and other research Centers in Rome. IRE has international collaborations as well in Israel, Canada, and St. Petersburg.

Core facilities

The Bioinformatic group uses different systems of analysis through a complex combination of workflows in High Performance Computing. Another core facility that helps advance research is the BBIRE, storing a total of 14107 tumor tissue samples and 48994 body fluids samples. Among the recently acquired instruments/tools, the following deserve special mention : a GeoMX DSP Analysis Instrument Nanostring used to decipher the tumor microenvironment to identify biomarkers and new therapeutic targets; a high processivity sequencer (Novaseq 6000), a platform of Library Generators for single cell sequencing (Chromium Controller) and precision medicine for the treatment of oncological, dermatological and infectious diseases.

Education

As a Healthcare Institute, IRE has been identified by AGENAS (National Agency for Regional Sanitary Services) as a provider for Continuing Medical Education (CME) both covering residential methodologies (RES), field training methodologies (FSC) and now ADL (distance learning) or e-learning.



**Istituto Nazionale Tumori
Regina Elena**
Via Elio Chianesi, 53
144 Roma
Italy

Istituto Oncologico Veneto IRCCS-IOV

Veneto Oncology Institute – IOV

www.ioveneto.it

Referring Number
ID 70 
Full Member

Description of the Centre and history

The Veneto Institute of Oncology, established in December 2005, is a comprehensive cancer center specializing in the research, prevention, diagnosis and both standard and experimental treatments of all types of oncologic diseases, including rare diseases. It treats a considerable number of patients, including patients affected by rare diseases. Patients are managed according to national and international guidelines using the most advanced diagnostic and therapeutic tools. Specific attention is dedicated to end of life treatment. All clinical activities are coordinated by means of periodic multidisciplinary meetings where experts involved in the patient pathway discuss cases. The members of the multidisciplinary teams are actively involved in basic and translational research in the field of biology, predictive and prognostic biomarkers, and drug development. They also actively participate in the development and update of clinical guidelines at the national level through their collaboration with the Italian Association of Medical Oncology (AIOM). Moreover, our clinicians collaborate with all the most important European (e.g., EORTC, ESMO) and international (e.g., TARPSWG) cancer organizations, as well as with pharmaceutical companies for the therapeutic management of patients. In 2021 the IOV was accredited as a member of the European Network for Rare Adult Solid Cancer (EURACAN). Our Institute is a member of the Italian Network of Cancer Institutes (Alliance Against Cancer). It is important to underline that our Institute is officially recognized by the Italian Ministry of Health as a health care facility of scientific character (IRCCS). In addition, the Institute is recognized as a Designated Center of Integrated Oncology and Palliative Care by European Society of Medical Oncology (ESMO). Finally, as of 2014 the Institute coordinates the Regional Oncology Network and has coordinated the preparation of treatment pathways at the regional level.



ACCREDITATION
AND
DESIGNATION
PROGRAMME

OECEI
COMPREHENSIVE
Cancer Centre

ISTITUTO
ONCOLOGICO
VENETO
I.R.C.C.S.

ITALY

151

Main research activities

Research line n. 1: EXPERIMENTAL ONCOLOGY

Research line n. 2: IMMUNOLOGY OF TUMORS

Research line n. 3: CANCER GENOMICS AND BIG DATA

Research line n. 4: CLINICAL AND TRANSLATIONAL RESEARCH AND INNOVATIVE CANCER THERAPIES

Research line n. 5: NEW ORGANIZATIONAL MODELS: PDTA (DIAGNOSTIC AND THERAPEUTIC CARE PATHWAYS) AND INDICATORS

Core Facilities

The most qualifying facilities are:

- Cellsearch system for the evaluation of circulating tumor cells.
- A comprehensive hereditary cancer center which performs both molecular diagnosis and clinical surveillance.
- Molecular facilities dedicated to somatic genomic of cancer.

Education

The IOV has an internal Continuous Education and Training Program that targets participants of the medical, nursing and administrative staff of both IOV and peripheral oncological units involved in the Regional Oncology Network. Most of the training events are organized according to the national program of Continuous Medical Education (ECM). Furthermore, the IOV hosts and actively collaborates with the Doctorate School in Oncology and Surgery, School of Specialization in Clinical Oncology and the Post-graduate School of Specialization in Medical Radiology.




**Istituto Oncologico
Veneto IRCCS-IOV**
Via Gattamelata, 64
35128 Padova
Italy

Azienda Unità Sanitaria Locale di Reggio Emilia - IRCCS

Istituto in Tecnologie Avanzate e Modelli Assistenziali in Oncologia

Institute for Advanced Technologies
and Healthcare Protocols in
Oncology-Research Lines

www.ausl.re.it

Referring Number
ID 79 
Full Member

Director's foreword

The Institute for Advanced Technologies and Healthcare Models in Oncology (IRCCS) is a Research Cancer Center embedded in the Azienda USL of Reggio Emilia. It combines the highest standard of patient care with an orientation towards translational, clinical and health research activities in the field of oncology.

Description of the Centre and history

The IRCCS of Reggio Emilia was acknowledged by the Ministry of Health as a Research Hospital in 2011, as part of the Arcispedale Santa Maria Nuova Hospital, the main hospital for the Reggio Emilia province, which on 1 July 2017 completed the merger process with the Local Health Unit. The clinical aspects are coupled with the Translational Research Laboratories and the Research and Statistics Infrastructure to provide specialistics competences (statistic analysis, data management, grant office) and support to both Clinical and Research Scientists.

Main research activities

Azienda USL-IRCCS research activities have grown in recent years in terms of dedicated staff,



SERVIZIO SANITARIO REGIONALE
EMILIA-ROMAGNA
Azienda Unità Sanitaria Locale di Reggio Emilia
IRCCS Istituto in tecnologie avanzate e modelli assistenziali in oncologia

processes, facilities and output. In 2020, more than 270 scientific articles of oncological interest were published in international journals by researchers of the Azienda USL-IRCCS, in addition to more than 380 publications in fields other than oncology. More than 100 publications on COVID-19 have also been produced. In 2020 the ongoing oncological clinical trials were 179, in addition to 93 prospective observational studies.

The IRCCS oncology research activities are developed along three lines of research:

1. Clinical research in oncological and haematological patients;
2. Translational/Molecular research in oncology;
3. Development and evaluation of health services in cancer patients.

Core Facilities

Care activities are guaranteed by the Oncology and Advanced Technologies Department and by the provincial Oncology Network. In 2016 the CORE-Oncology and Haematology Centre of Reggio Emilia was inaugurated, a new pavilion where most of the disciplines and professionals involved in the oncology patient pathway are concentrated.

Education

IRCCS-ASMN develops training and research programmes, promotes innovation and designs paths addressed to employees and collaborators to improve the skills and commitment of its practitioners. Innovative educational paths have been developed in the last years on the topics: oncological medicine, palliative care, physician-patient communication, ethics and methodology in research, healthcare management.

Since 2017, more than 25 PhD students have carried out their clinical and research activities at the institute, thanks to the Phd programme in partnership with several Italian universities.




**Azienda Unità Locale di
Reggio Emilia - IRCCS
Istituto in Tecnologie
Avanzate e Modelli
Assistenziali
in Oncologia,**
Viale Umberto I, 50
42123 Reggio Emilia
Italy

IRCCS Istituto Clinico Humanitas

Humanitas Research Hospital

www.humanitas.it

Referring Number
ID 92 
Full Member

ACCREDITATION
AND
DESIGNATION
PROGRAMME

OECEI
COMPREHENSIVE
Cancer Centre

HUMANITAS
RESEARCH HOSPITAL

ITALY

155

Director's foreword

A highly professional and experienced interdisciplinary team, personalised therapies, services for the patients such as home care and psychological support, cutting-edge technologies and constant attention to the international guidelines is what makes Humanitas Cancer Center one of the most advanced cancer care facilities in southern Europe.

Description of the centre

Humanitas Cancer Center operates within the Istituto Clinico Humanitas and is a specialist center for cancer research and therapy. Specialist rooms and therapeutic paths geared around the patients' needs combine with state-of-the-art technology and personalised therapies, with 360-degree assistance. Multidisciplinary cooperation is fundamental, at an oncological level but also between all the specialists who may be part of the therapeutic path.

Description of research

At Humanitas, research – which is fundamental for the improvement of the quality and results of treatment – encompasses all the areas of healthcare: prevention, screening, development of new drugs and support therapies, laparoscopic and robotic surgery, radiotherapy. All this without leaving out pre-clinical research, which focuses on the mechanisms underlying oncologic diseases.

Main research activities

Humanitas Cancer Center is focused on clinical and translational cancer research.

Clinical Research

Clinical research ranges from the generation of new surgical approaches to the development of novel radiotherapy techniques. Clinical trials in medical oncology range from early phase I to phase III studies.

The Hematology and Bone Marrow Unit conducts translational research as well as clinical trials with novel drugs and immunologically-driven approaches. The majority of clinical trials are aimed at developing new targeted agents as well as immunotherapy drugs.

Over the past three years, a Cancer-free Platform has been developed based on an innovative approach for the follow-up of patients that are disease-free since at least 3 years.



Clinical research is disease-oriented and interdisciplinary and entails a strong commitment for the inclusion of patients in controlled clinical trials as well as in observational studies.

Translational Research

Translational research takes advantage of fully equipped laboratories (tissue culture, molecular biology, pathology, biochemistry, genomics and bioinformatics) and core facilities (cell sorting, flow cytometry, genomics, animal house) equipped with state-of-the-art technologies. A tumour Biobank responsible for the collection of human biospecimens under strictly controlled conditions immediately after surgical and medical procedures is available.

Translational research is focused on two main issues: (i) identification of biomarkers for the detection of predictors of treatment response, both for targeted therapy and immunotherapy; (ii) use of high-throughput approaches for studying the genome, epigenome and transcriptome to investigate the biological and molecular mechanisms underlying cancer chemo-refractoriness..

Finally, the Cancer Center hosts multidisciplinary teams working on hereditary predispositions to breast, ovary, and GI cancer.

Main Fields Of Research

The current research activity is based on 8 main research lines:

1. Cancer prevention and Genetic counselling
 2. Translational research with a special focus on genomic analysis of chemorefractory cancers
 3. Precision medicine with a special focus on genomic tools for disease outcome prediction and monitoring
 4. Phase 1 studies
 5. Immunotherapy
 6. Cancer-free program
 7. Impact of polypharmacy on the management of elderly cancer patients
 8. Rare tumors
- Such activities are being developed in solid tumors as well as in hematological neoplasia based on a multidisciplinary therapeutic approach.

Core Facilities

Humanitas Cancer Center gathers highly specialised experts in oncology. The Outpatient Clinic is able to cater to all the patients' needs – be they cardiologic, rehabilitative or emergency-related – and is organised so as to guarantee support to relatives and continuous care – even after discharge – through home-hospitalisation and cooperation with local hospices. In addition, special attention is given to cancer survivors.

Education

Humanitas Cancer Center is part of the brand new University Hunimed, established in 2014, which has Degree courses in Medicine, Nursing and Physiotherapy. As a plus, Humanitas Cancer Center is authorised by the Ministry of Health as a centre of specialisation for physicians and regularly welcomes small groups of trainees in several different disciplines.

IRCCS Istituto Clinico Humanitas
Via Manzoni, 56
20089 Rozzano - Milano
Italy

Istituto di Candiolo FPO-IRCCS

Candiolo Cancer Institute FPO-IRCCS

www.ircce.it

Referring Number
ID 104 
Full Member

Director's foreword

Today's science, tomorrow's medicine. The mission of the Institute is to make a significant contribution to the fight against cancer. Research carried out at FPO-IRCCS covers a wide spectrum of domains, from fundamental to preclinical, translational and clinical. Tight connections between research and clinical units facilitates rapid transfer of research results to clinical practice.

Description of the Centre and history

The Piemontese Foundation for Oncology (Fondazione del Piemonte per l'Oncologia – FPO) was established in 2008 to run the Candiolo Cancer Institute (built in 1996), a leading comprehensive cancer center. The Institute was recognized as a Research Hospital (FPO-IRCCS) by the Italian Ministry of Health (2013). Its more than 500 employees are involved in patient care and cutting-edge research, conducted in collaboration with the University of Torino, to make a significant contribution to the fight against cancer.

Main research activities

The Institute is focused on: (i) conducting translational, preclinical and clinical cancer research; (ii) promoting a rapid transfer of research results to clinical practice; (iii) developing and performing the latest diagnostic and treatment techniques using state of the art technologies; (iv) contributing to early diagnosis and prevention of cancer by identifying underlying genetic or environmental factors.



Integration of the above activities can be defined as “Molecular Clinical Oncology”, a novel discipline aimed at providing an unprecedented clinical value to the concept that cancer is a disease of genes. Thanks to the possibility of classifying tumors based on the presence of defined molecular alterations, giving patients a treatment tailored to the molecular makeup of their tumor has become a feasible objective and in some cases common practice.

Core Facilities

- Oncogenomics Center (OGC);
- Bioinformatics Center (BIC);
- Oncology Imaging Center (OIC);
- Flow Cytometry Center (FLOCC);
- Xenopatiens' Biobank (XEBB).

Education


The Institute has a framework agreement with the University of Torino, and hosts the following courses of the Medical School: Histology, Biochemistry, Medical Oncology. Four different PhD programs are offered: Molecular Medicine, Complex systems for Life Science, Biomedical Sciences and Oncology, Oncological Science. Medical residency of Oncology, Radiology and Pathology.



**Istituto di Candiolo
FPO - IRCCS**
Strada Provinciale 142,
km 3,95,
10060 Candiolo (TO)
Italy

Istituto Tumori Giovanni Paolo II, Istituto di Ricovero e Cura a Carattere Scientifico

National Clinical Research Cancer Centre,
Cancer Institute Giovanni Paolo II
www.oncologico.bari.it


Referring Number
ID 4 
Full Member

Director's foreword

The Institutional responsibility of the Istituto Tumori of Bari, directly depending from regional NHS and from Ministry of Health, is to develop Translational Cancer Research to guarantee innovation in all fields of cancer care.

Description of the Centre and history

The Istituto Tumori of Bari has been recognised as National Clinical Research Centre in 1985. From 2011, it is located in a new definitive building where all most modern and innovative clinical, technological and laboratory facilities are available. It has 85 beds dedicated to solid and haematological cancers, 3 surgery halls, 1 hybrid surgery hall, 1 stereotactic RT surgery hall, all diagnostic technologies, a complete radiotherapy pathway (2 LINAC, 1 IORT, IMRT, Arc-Therapy, etc).



Main research activities

The Institute is characterized by a strong research environment only addressed to Translational Research in Oncology. A clinical Trial Unit is taking care of about 100 clinical trials concerning: new drugs in phase IV studies, interventional radiology, new surgical approaches (H&N, GI, Breast, Gynecology), new RT procedures. Moreover, thanks to the availability of research laboratories for cellular therapies (GMP facility), pre-clinical drug development, functional biomorphology, genetics, proteomics, metabolomics the search for new biomolecular factor of clinical relevance is intensive and productive (IF>500 points in 2012). New Projects concerning genetic risk factors, early diagnosis biomarkers, predictive and prognostic indicators are ongoing. The Institute has several responsibilities at regional level and, among them, it is the coordinator of the Regional Tumour Registry, hub of the Regional Oncological Net, reference Biobank for Region of Puglia.

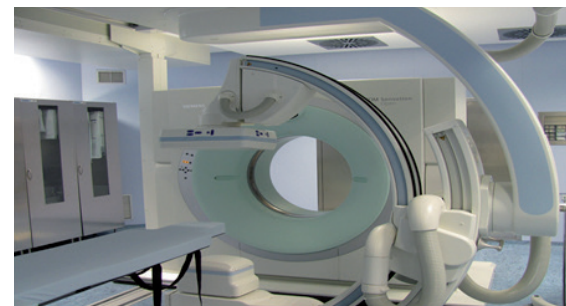
Core Facilities

The clinical research is based on a Clinical Trial Unit directly managed by the Scientific Direction. New drug studies are supported in specific by a GLP Pharmacy Unit, a pre-clinical/clinical drug laboratory, a GMP laboratory for therapeutic cellular approaches, a molecular pathology laboratory. In vitro research is performed in laboratories (pre-clinical drug development, functional biomorphology, genetics, proteomics, metabolomics) where NGS, Tissue microarrays, omics approaches and bioinformatic tools are available. The Institute has his own Biobank storing consecutive series of liquid and solid biological tissues. Within the Institute, the Regional Tumour Registry collecting data of a population of 4 million of subjects is located.

Education

Education is provided to everyone in the framework of the CME, for which the Institute has been recognised as official provider. Events organised directly by the Institute are addressed to educational needs of physicians, researchers, nurses, psychologists, supportive disciplines.

Hybrid Operation Room at the NCI of Bari



Istituto Tumori Giovanni Paolo II, Istituto di Ricovero e Cura a Carattere Scientifico
Viale O. Flacco, 65
70124 Bari
Italy

IRCCS, Centro di Riferimento Oncologico della Basilicata (CROB)

IRCCS, Referring Cancer Center
of the Basilicata Region

www.crob.it

Referring Number
ID 72 
Full Member

Director's foreword

The aim of the IRCCS-CROB Comprehensive Cancer Centre is to improve public health by advancing medical knowledge, providing the best treatments within the context of a complete multidisciplinary approach to the neoplastic patient. In order to meet the assistance and research objectives set out by the national and regional health planning, a full integration between clinical activities and translational research is pursued. The Institute is also committed to ameliorate quality of cares and quality of life of patients, adopting the principle of the centrality of the person with respect to health approaches.

Description of the Centre and history

The IRCCS-CROB is located in Rionero in Vulture (province of Potenza), in the northern area of the Basilicata region (South of Italy). After a starting-up phase shared with the Istituto Nazionale Tumori in Milan, in 2008 it was officially recognized as an autonomous, public, no-profit Cancer Institute for Research and Care (IRCCS) by the Italian Ministry of Health and the Regional Government of Basilicata.

The Hospital is a single building, with a covered surface of 32.000 sqm, 102 hospital beds for acute patients and 8 for palliative cares. IRCCS-CROB occupies a total of 406 structured employees, with different health and administrative profiles.

A complete management of adult solid tumors and hematological malignancies is ensured by three clinical Departments (Onco-Hematology and General/Woman Surgery). Two additional diagnostic and therapeutic Departments include Radiotherapy (the only one present in Basilicata), Nuclear



IRCCS
CROB

ITALY

161

Medicine, Laboratory of analysis, Endoscopy and Echo-endoscopy, Cardiology, Radiology and Pathological Anatomy. Nephrology, Psychology and Bio-ethics services are also available.

The annual number of patients admitted for acute cares is about 3.000, that of day-hospital about 12.000; ambulatory visits and services are around 40.000 and 400.000, respectively. The IRCCS-CROB exerts a strong attraction from other neighbor regions; overall, the percentage of extra-regional patients is close to 50%.

The Institute coordinates the Regional Cancer Registry and Screenings for breast, cervix and intestinal cancers, and it is under evaluation for OECl and JACIE accreditations. The Units of Nuclear Medicine and Radiotherapy hold EANM/UEMS/AINM and ISO9001 accreditations, respectively.

Main research activities

According to the institutional research plan, the scientific objectives pursued are: a) new tailored treatments based on molecular traits of tumors (precision medicine); b) novel therapeutic targets and prognostic biomarkers; c) innovation in high technologies (radiology, nuclear medicine and radiotherapy), including procedures for monitoring environmental professional risks; d) tumor epidemiology, preventive/predictive medicine, quality of life and of treatments.

The current number of Researches is 59. The Laboratories of Clinical and Translational Research, occupying an area of about 1.600 sqm, are equipped with all needed facilities for advanced cytofluorimetric, cytogenetic, molecular and immune-histochemical diagnostics, as well as for next generation sequencing, gene expression profiling, transcriptome and methylation analysis, genotyping, protein screening, and SNP discovery.

About 400 scientific papers have been published so far in peer-reviewed journals, including New England Journal of Medicine, Lancet, Lancet Oncology, Cancer Cell, Journal of Clinical Oncology, Blood, Leukemia and Cancer Research. More than 200 clinical trials (comprising phase I and registrative studies) have been activated, with more than 4.000 patients enrolled.

Core Facilities

Hematopoietic stem cell transplantation

Thoracic, abdominal, breast, urologic, gynecologic and plastic/reconstructive specialised surgeries
Conformational, brachi- and intra-operative radiotherapy (n. 3 linear accelerators, including Trilogio Varian)

Metabolic therapies

High intensity focused ultrasound technology (treatment of localized tumors)

Pain therapy (vertebro/kypho-plasty)

Palliative and Intermediate/Interdisciplinary cares

Video-mediastinal toracoscopy 3D

3 Tesla RMN with laser-guided system for micro-biopsies

PET-TC (novel tracers, volumetric evaluation of neoplastic metabolism)

Bio-banking

llumina genomic platform

Liquid biopsy (circulating tumor cells)

Laparoscopic radical prostatectomy 3D


**IRCCS, Centro di
Riferimento Oncologico
della Basilicata (CROB)**

Via Padre Pio, 1
85028 Rionero in Vulture (PZ)
Italy

IRCCS Ospedale Sacro Cuore Don Calabria

Sacro Cuore - Don Calabria Hospital

www.sacrocuore.it

Referring Number
ID 127 
Full Member

ACCREDITATION
AND
DESIGNATION
PROGRAMME

OECE
CANCER CENTRE

SACRO CUORE
DON CALABRIA

I R C C S

ITALY

Director's foreword

The Institute places the patient at the center of all attention, according to the words of San Giovanni Calabria, the founder of the Hospital. Clinical care, training, research and technological advancement aim at a single final goal: to provide best care for patient. In the Institute, there are medical professionals skilled in and dedicated to cancer, as well as diagnostic and therapeutic technologies. The organizational structure permits the multidisciplinary care of oncological patients and the use of innovative antineoplastic treatments.

Description of the Centre and history

The Institute was founded in 1933 by San Giovanni Calabria. The hospital is a religious, public entity with a non-profit, private administration. It is accredited by the Regional Health System (Veneto Region) and so can operate within the national public network. In 2018, it was recognized by the Ministry of Health as an Institute of Recovery and Cure with a Scientific Focus (IRCCS). It collaborates with several Italian Universities for clinical training, teaching and research. In the Institute there are all the main specialties in the medical, surgical, intensive care, maternal-infant and rehabilitation areas, with a total of 549 beds for acute and post-acute care.

Main research activities

The Institute is engaged in translational and clinical research.

The Hospital is a Phase I Centre authorized by Italian Pharmaceutical Agency (AIFA) for conducting Phase I oncological trials.

Main important areas of research are: breast cancer, lung cancer, colorectal cancer, prostate cancer, hepatocarcinoma, brain metastasis and oligometastatic diseases. The personalised therapies, the psychosocial interventions in oncological patients and the management of cancer survivors are other areas of research interest.

Core Facilities

The core facilities in the Institute which help physicians and researchers in diagnostic and treatment of cancer are: Anatomical pathology and Molecular biology, Radiotherapy (n. 3 linear accelerators and n.1 Magnetic Resonance Linear Accelerator - MR Linac), Nuclear Medicine (n. 2 PET/TC) with Radiometabolic Therapy, Cyclotron and Radiopharmacy, Radiology, Analysis Laboratory and Transfusion Medicine, Antitubercular Drug Unit, Clinical Research Unit, Oncogenetic service, Pain therapy and Palliative care Center.

There are also thoracic, abdominal, breast, urologic, gynecologic, plastic/reconstructive and head and neck specialised surgeries, minimally invasive surgery (toracoscopy, laparoscopy, robotic surgery).

Education

The Institute is recognised as official provider of the Continuing Medical Education (CME). In 2019 it has been organized n. 310 events, including specific education in methodology of clinical research. The Institute collaborates with several Universities both for hosting Specialization Schools of medical, surgical and diagnostic area, and for training students of other healthcare professions (nurses, technicians in radiology, physiotherapists...).



IRCCS Ospedale Sacro Cuore - Don Calabria
Via Don A. Sempereboni 5
37024 Negrar di Valpolicella
(Verona)
Italy

Ospedale San Raffaele (OSR)

San Raffaele Hospital
www.hsr.it

Referring Number
ID 42 
Full Member

Director's foreword

Our aim is the optimisation of care and the improvement of patient cure by application of Translational Research. Specific goals are:

- 1) to reach and maintain "state of the art" clinical care for all types of cancers;
- 2) to improve logistic and organization for ameliorating patient care; 3) to become e center of excellence in specific cancers.

Description of the Centre and history

In 1971 OSR has been the first private hospital established in Italy and shortly thereafter became "Research Hospital" (IRCCS). Since then various clinical, translational and basic research centers (over 100,000 sqm) dedicated to the cure of human diseases have been created.

The Cancer Center (CC) of the San Raffaele Hospital was formally established in 2021 for

- Promoting synergies and communication between Research and Clinics in Oncology
- Ensuring equal, standardized and high quality access to cancer patients
- Pursuing the improvement of the outcomes and quality of life of cancer patients

The Cancer Center has 364 beds, and 60 day hospital/injectorate beds. 23 Disease Units are involved

Main research activities

In 2020 our research Institute has been involved in 50 national and international granted projects and 525 peer reviewed manuscripts were published (IF 4290,576). 258 clinical, patient-oriented trials were conducted in oncological and oncoematological patients. We are active in Phase I studies.



ACCREDITATION AND DESIGNATION PROGRAMME IN THE ACCREDITATION PROCESS



OSPEDALE SAN RAFFAELE

ITALY

165

Divisions Immunology, Transplantation and Infectious disease, Neuroscience, Experimental Oncology, Genetics and Cell Biology.

Institutes San Raffaele Telethon Institute for Gene Therapy, Institute of Experimental Neurology, Diabetes Research Institute and Urological Research Institute.

Centers of clinical Gastro and Pancreas Translational and Research centers , Advance Technology in Health and well-being, Experimental Imaging and Omics Sciences.

We are member of the Michelangelo Foundation for cooperative studies in breast cancer, EORTC, ARCAD group, Italian Alliance Against Cancer, AISP, IML, (GISCAD).

Core Facilities


biobanks, PET and Nuclear Medicine, Clinical Trial Center, Flow cytometry and cell sorting, Omics facilities, Experimental Imaging, Advanced Technology, Animal biochemistry, Animal Histopathology, ALEMIC, FRACTAL, Preclinical Imaging, CFCM, PROMEFA, Mouse behaviour facility.

Education

Since its foundation in 1998, the Faculty of Medicine and Surgery of the Vita-Salute San Raffaele University (UniSR) has grown to become a vital part of the IRCCS Ospedale San Raffaele healthcare and research system. UniSR offers an International Medical Doctor (IMD) Program, the Residency in Medical Oncology has been accredited at UniSR.

Ospedale San Raffaele (OSR)

Via Olgettina, 60
20132 Milano
Italy



Istituto Oncologico del Mediterraneo s.p.a. (IOM)

Mediterranean Institute of Oncology
www.grupposamed.com



Director's foreword

The Mediterranean Institute of Oncology activities are focused on the developing a diagnostic and therapeutic approach of high quality and multidisciplinary, with respect to the continuous technological and experimental advances in oncology. The Institute Mission is focused in striving for excellence in oncology through innovation and research.

Description of the Centre and history

The Mediterranean Institute of Oncology (IOM), recognized by the national service and certified with UNI EN ISO 9001:2008 system, was founded in 2003 as a highly specialized oncological center. IOM takes care of patients through qualified professionals and advanced equipment, enhancing through translational research patient's health and well-being. Within the institution operate units of Medical Oncology, Onco-Hematology with a specialized section in bone marrow transplant, Surgical Oncology (Breast Unit, Neurosurgery Unit, Urologic Surgery Unit, GYN Unit) and a post-operative intensive care unit. Outpatient clinics and services include: Laboratory Medicine Unit, Imaging Unit, Anatomic Pathology and Molecular Diagnosis Unit, Dermatology Unit, Endoscopy Unit.

Main research activities

IOM is an institute dedicated to conducting and supporting translational cancer research. The research, at the IOM, stands out for its breadth of scale: from the molecular events underlying the tumorigenesis to the most sophisticated diagnostics and innovative therapies. The unique and flexible research facility houses some of the largest and smallest experiments in the field of



ACCREDITATION AND DESIGNATION PROGRAMME IN THE ACCREDITATION PROCESS




oncology, and the professional technical staff provide unprecedented technical support. IOM is based on a 17-year history of innovation and excellence supported by an innovative and active intellectual community that holds an Experimental Department that together with the University of Messina, Catania, SALAH Azaiez Institute of Oncology and the University of Tunis ElManar enriches all the necessary expertise to develop ambitious cancer research programs, from basic science to translational and clinical research. The majority of the projects are based on strong interactions with hospitals, companies and regional and abroad universities. The research at the IOM uses molecular and cellular approaches, genetics, animal models and biological and clinical resources from hospitals. Teams explore in a very thorough manner the complexity of solid and hematological malignancies, their interaction with the microenvironment, in particular the immune system, to discover novel diagnostics and therapeutics, and move, as much as possible, to the bedside for clinical evaluation. Teams with more clinically orientated programs also develop projects in radiotherapy and pharmacology/pharmacokinetics. The Institute is constantly committed to ameliorating its scientific performance through the introduction of innovative approaches and the creation of a synergistic integration between all the scientific areas present.



Istituto Oncologico del Mediterraneo s.p.a. (IOM)
Via Penninazzo 11
95029 Viagrande, Catania
Italy

ASST Spedali Civili di Brescia (SCH)

www.asst-spedalicivili.it

Referring Number
ID 149 
Full Member

Director's foreword

ASST Spedali Civili di Brescia (ASST Brescia) is honored for being selected as full member of the OECE. This certainly represents a unique opportunity to strengthen the contribution of our Institution to pursue a shared and equal strategy to fight cancer, thus paving the path for novel treatments and improvement for cancer patient care, within the European Union.

Description of the Centre and history

ASST Spedali Civili di Brescia (ASST Brescia) founded in 1427, is one of the largest hospitals in Europe with up to 7000 employees. It is a public general hospital, affiliated with the University of Brescia Medical School, and accredited by Regional Health System of Regione Lombardia. It is structured with a Main Campus, located in Brescia, two Satellite Hospitals, and Health Districts devoted to territorial medical care.

In addition to its main mission focused on improving patient care through interventions based on scientific evidence, quality, efficacy and efficiency, ASST Brescia is also characterized by a strong commitment to translational and clinical research.

A dedicated Phase I Unit allows pediatric and adult patients to be enrolled in phase I studies, within the field of both solid and hematologic malignancies.

ASST Brescia has been selected as Member of n. 9 European Reference Networks, with two of them within the specific field of cancer, specifically EuroBloodNet and EURACAN.



ACCREDITATION AND DESIGNATION PROGRAMME IN THE ACCREDITATION PROCESS

Sistema Socio Sanitario



Regione Lombardia

ASST Spedali Civili

ITALY

169

Main research activities

Translational research studies within the field of both solid tumors and hematologic malignancies (rare cancers included) included, focusing on the interaction of the tumor clone and the surrounding microenvironment, development of non invasive techniques for early tumor detection, clonal evolution, impact of anti neoplastic drugs on bone and body composition, pre clinical novel drug and radiation/drug interaction validation, mechanisms of tumor progression, to cite a few. Other area of research includes the study of long term toxicity of anti cancer treatments and patients' quality of life.

The research mentioned above is the result of ASST Brescia sponsored studies, funded by national and international/EU public calls. Vital part of all the research studies at ASST Brescia is the presence of several collaborations with other international academic Institution within European Union and United States.

Core facilities

- Medical Oncology, Pediatric Oncology, Radiation Oncology, Robotic Surgery, Surgery
- Radiology Imaging, Nuclear Medicine
- Palliative care
- Central Pharmacy
- IT Service
- Phase I Unit
- Next generation flow cytometry
- DNA sequencing
- Mass spectrometry
- Molecular pathology
- Clinical Trial Center/Grant Office
- Zebrafish and in vivo animal facility
- Confocal imaging

Education

ASST-BS is affiliated with the University of Brescia Medical School, thus hosting MD students, Residents, Master and PhD students. A large portfolio of education and training programs at a post graduated level is offered to health care professionals, including biologists, lab technicians, MDs, nurses, pharmacists, radiation therapy and radiology technologists. National programs for Continuous Medical Education are constantly activated.



ASST Spedali Civili di Brescia (SCH)
Piazzale Spedali Civili, 1
25123 Brescia
Italy

Fondazione I.R.C.C.S. Policlinico San Matteo

www.sanmatteo.org



Sistema Socio Sanitario



IN THE
ACCREDITATION
PROCESS

Referring Number
ID 135A
Associate Member

Director's foreword

I am deeply honored to introduce Fondazione IRCCS Policlinico San Matteo as a freshly accepted member of the Organization European Cancer Institute. I am looking forward to excellent opportunities of collaborative work and synergies.

Description of the Centre and history

The *Ospedale Grande di San Matteo della Pietà* was founded in 1449, next to the central building of the University of Pavia, and moved to its current location in 1932 thanks to Camillo Golgi. *Fondazione IRCCS Policlinico San Matteo's* mission has always been to improve patient care through research, which led to its recognition as a center of medical excellence (*Istituto di Ricovero e Cura a Carattere Scientifico*) in 1982. The Foundation is characterized by a strong commitment to clinical and translational research, patient care and training.

Main research activities

The following represent the major units of medical excellence within the Foundation. Pediatric onco-hematology which contributes to 30% of the national need of pediatric bone marrow transplants. Hematology is also a national and international tertiary referral center. Oncology is a highly productive area of patient care and clinical and translational research, particularly tumor immunology and immunotherapy, covering the vast majority of human neoplasias. Rheumatology cares for a large number of patients with autoimmune diseases and a national and international hub for early arthritis. Infectious diseases are a reference hub for hepatitis and HIV infection. Cardiology, cardiac and thoracic surgery and cardiopulmonary transplantation are regarded as prime specialties applying innovative techniques, making those specialties a major hub at the national level. Orthopedic surgery enjoys great experience in sports medicine, particularly in hip and knee surgeries, and it is at the forefront nationally for bone transplantation. Extensive research focuses on Tissue and Cell Transplantation, biotechnologies, with special emphasis on complex multiorgan and rare diseases and innovative diagnostic and therapeutic approaches. The cell factory is an innovative unit which prepares treatment with viable cells, offering the opportunity to treat otherwise incurable diseases. CAR-T and CAR-NK cell approaches will shortly be available.

Core Facilities

The Foundation has developed a 3D lab providing material for surgical prostheses, development of bioscaffolds, and medical training. Robotic surgery, radiomics in collaboration with the National Center of Hadron Therapy in close proximity are additional core facilities.

Education

The Foundation has a formal agreement with the Medical School of the University of Pavia, member of the Coimbra Group (the association of the historical European universities) for undergraduate and postgraduate medical teaching in Italian and English at the international level. It is also the home of several training schools of medical specialties. The Foundation promotes exchange initiatives with research structures abroad. The aim is to foster collaboration in clinical trials and translational research.



Fondazione I.R.C.C.S.
Policlinico San Matteo
Viale Camillo Golgi 19
27100 Pavia
Italy

Read the OECE Newsletter and check our social media to stay informed on the latest OECE news and events!

Newsletter



Director's foreword

Objectives in cancer research have become clearer than ever before: we aim at diagnosing cancer as early as possible by profiling tumors with specific mutations in order to identify and inactivate the processes which keep cancer cells alive. This is achieved through therapeutic strategies that convey the drug directly onto the tumor. Synergies as well as working in a multi-disciplinary and transnational environment are the fundamental tools that we have identified to get to meaningful results.

Description of the Centre and history

Founded in 1998, IFOM is The AIRC Institute of Molecular Oncology, an Italian highly technological, non-profit research center headquartered in Milan, Italy, and with joint research laboratories in Bangalore, India and Japan.

Main research activities

IFOM scientific activities are focused on the identification of the mechanisms that lead to tumor formation and the processes underlying the evolution of a normal cell into a cancer cell. IFOM scientists are organised in two sections dedicated to Chromosome Metabolism and Cell Biology & Signalling.



Core facilities

Researchers have access to a variety of state-of-the-art equipment located in both IFOM and Cogentech, a company providing scientific services on a commercial basis. IFOM facilities include advanced microscopy such as electron-microscopy, mass spectrometry, cell culture, zebrafish, drosophila and xenopus. Services available through Cogentech include microarrays, mouse genetics, transgenic services, animal house, DNA sequencing, RealTime PCR and genome editing.

Education

Educational activities at IFOM include four fully-funded PhD programs with the following academic institutions:

- The European School of Molecular Medicine (SEMM)
 - The Open University
 - The National University of Ireland, Galway
 - The Pázmány Péter Catholic University, Budapest.
- Students are enrolled in 4-years training programs based in Milan and do their research at IFOM.



IFOM - ETS
Via Adamello 16
20139 Milano
Italy

IRCCS Istituto Romagnolo per lo Studio dei Tumori “Dino Amadori” - IRST s.r.l.

IRCCS - Romagna Institute for the Study of Cancer “Dino Amadori” – IRST s.r.l.

www.irst.emr.it

Referring Number
ID 77
Full Member

Director's foreword

IRST is a young and emerging institute whose energy and passion spills over onto the many dedicated and dynamic physicians, scientists and research managers operating in a highly-tuned environment where the onus is on finding, observing, hypothesizing, studying and resolving the many issues inherent to the complex, constantly evolving and multifaceted nature of cancer. Since its inauguration in 2007, IRST Cancer Institute has broken new grounds in multiple areas of cancer research, with outstanding clinical programs, innovative preclinical research and educational initiatives.

Description of the Centre and history

The Institute is a multi-speciality center with a number of high complexity clinical specialities (e.g. radiometabolic therapy, radiotherapy, cellular therapies, immunotherapy) with dedicated inpatient and outpatient clinic and offers individually Precision Medicine Programs tailored to the biofunctional and molecular characteristics of patient's tumors, contributing to the development of clinical and research tools and practices that benefit patients and foster collaborative partnerships with other national and international health care-related organizations.

Situated in Romagna, a region in the northeast of Italy, it is fully integrated within the National Health Service. Specifically, it's set up on a public-private partnership between:

public Health Authorities;

Istituto Oncologico Romagnolo (IOR) a cancer charity which also provides support in health education campaigns and a volunteer service

Banking foundations.



SERVIZIO SANITARIO REGIONALE
EMILIA-ROMAGNA

Istituto Romagnolo per lo Studio dei Tumori “Dino Amadori”
Istituto di Ricovero e Cura a Carattere Scientifico

ISTITUTO
ROMAGNOLO
PER LO STUDIO
DEI TUMORI
DINO AMADORI

ITALY

175

Main research activities

Specific lines of research and development:

- Appropriateness, outcomes, drug value and organizational models for the continuity of diagnostic-therapeutic pathways in oncology
- Innovative therapies, phase III clinical trials and therapeutic strategy trials based on preclinical models, onco-immunological mechanisms and nanovectors
- Precision, gender and ethnicity-based medicine and geroscience: genetic-molecular mechanisms in the development, characterization and treatment of tumors
- Genetics and environment in the development and progression of tumors and inhibitory mechanisms. Exosomics and primary and secondary prevention

In the Romagna Oncology Network IRST organizes and steers:

- Cancer research and clinical trials;
- The research infrastructure necessary to promote, conduct and evaluate research and cancer care with highly skilled study coordinators, datamanagers, biostatisticians and bioinformatics serving also as a Contract Research Organization (CRO) for external studies.

Core Facilities

- Biosciences laboratory
- Radiobiology Laboratory
- Zebrafish and Animal Facility
- Flowcytometry
- DNA sequence facility
- Somatic cell therapy laboratory (Cell factory)
- Biological Resource Center
- Biobank
- Radiopharmaceutical production laboratory
- Antiblastics laboratory
- Medical physics laboratory
- IT service
- Unit of Epidemiology and Cancer Registry
- Outcome Research Unit
- Unit of Biostatistics and Clinical Trials; Bioinformatics Unit
- Data Unit
- Research and Innovation Unit
- Radiometabolic medicine
- Radiotherapy
- Imaging; PET and RMN 3Tesla (Imaging innovation)
- Psyconology service
- Osteoncology center(multidisciplinary)
- Genetic counseling

IRCCS Istituto Romagnolo
per lo Studio dei Tumori
“Dino Amadori” - IRST s.r.l.
Via P. Maroncelli, 40
47014 Meldola (FC)
Italy

Fondazione Policlinico Universitario Agostino Gemelli IRCCS

www.policlinicogemelli.it

Referring Number
ID 130
Full Member

Director's foreword

The Fondazione Policlinico Universitario Agostino Gemelli IRCCS (FPG-IRCCS) is the largest academic hospital in Italy, devoted to all diseases with high commitment in Oncology. FPG-IRCCS aims at strengthening the possibilities of precision medicine interventions through identification of patients with specific tumor characteristics and integrated use of different weapons against cancer, such as chemotherapy, molecular target drugs, immunotherapy, radiotherapy, to achieve a real and increasing treatment personalization. A patient-centered multidisciplinary approach is achieved combining various specialist with integrated skills to humanize care.

Description of the Centre and history

Since 1964, the FPG-IRCCS dedicates its mission to all diseases with a special focus on oncology, as over 50% of admitted patients are affected by cancer. Over the years, its staff has developed services of care, diagnosis, treatment, and rehabilitation with a multidisciplinary patient-oriented approach through continuous innovation in research and practice. The FPG-IRCCS is a member of the Italian network of Cancer Institutes (Alliance Against Cancer). In 2018, the Italian Ministry of Health recognized the center as "research hospital" for the disciplines of "Personalized Medicine" and "Innovative Biomedical Technologies".



Main research activities

The FPG-IRCCS is involved in basic, translational and clinical research. Its special focus is on molecular disease determinants, biomarkers for treatment response prediction, development of novel and technological cancer diagnosis and treatment approaches, and continuum of care in all phases of illness from diagnosis to the end of life. Furthermore, a large facility is dedicated to bioinformatics and AI to develop algorithms aimed at improving imaging diagnostics and treatment, and the Scientific Directorate coordinates the design and conduct of clinical studies, which is empowered by a dedicated Clinical Trial Center, facilities and support offices.

Core Facilities

The "Gemelli Science and Technology Park" (G-STeP) is a network of 20 Research Core Facilities, equipped with state-of-the-art technologies, which provide specific research services to support all phases of a scientific research project. Facilities relevant for oncological research, among others, include genomics, organoids, biobank for personalized medicine, real-world data, proteomics and metabolomics, 3D bioprinting, bioinformatics, and radiomics.

Education

The FPG-IRCCS is an academic hospital closely collaborating with the Medical School of the Università Cattolica del Sacro Cuore, present on the same campus, which hosts MD degree students, Residency schools, Master and PhD programs, and a large portfolio of education and training activities at a postgraduate level, which are jointly organized with the national program of Continuous Medical Education.



**Fondazione Policlinico
Universitario Agostino
Gemelli IRCCS**
Largo Agostino Gemelli 8,
00168 Roma
Italy

Istituto di Ricerche Farmacologiche Mario Negri – IRCCS

Mario Negri Institute for Pharmacological
Research

www.marionegri.it



ISTITUTO DI RICERCHE
FARMACOLOGICHE
MARIO NEGRI - IRCCS

Referring Number
ID 69A
Associate Member

Director's foreword

The "Mario Negri" is an independent research Institute involved in experimental and clinical pharmacology, development of novel therapies in different therapeutic areas including rare diseases.

Description of the Centre and history

The Mario Negri Institute is a not-for-profit biomedical research organisation. It was founded in Milan in 1961, according to the will of Mario Negri a philanthropist, and it has now two units in Bergamo and Ranica (BG).

Main research activities

Characterisation of the mode of action of new anticancer agents including natural products and differentiating agents.

Establishment of new preclinical tumor models with defined genetic alterations or recapitulating the molecular characteristics of the cancer patients.

Conduction of clinical trials with translational research endpoints.

Design and testing of rational/effective drug combinations.

Epidemiology of cancers and their determinants.

Core Facilities

Core facility for planning, organisation and coordination of experimental controlled and observational clinical studies. Core facility for in vivo imaging of tumors and metastasis in animal models, with available microTC, Optix scan and MRI. Core facility for pharmacokinetics with the availability of mass-spectrometry. Core facility for transcriptomics, genomics, proteomics and metabolomics. Pharmacological screening of large cancer cell line panels, tumor xenografts and patients-derived xenografts.

Education

The institute holds courses for specialised laboratory technicians, and for graduates intending to do research. The Institute has set up a Ph.D. course in collaboration with the Open University UK.

It takes part in a range of initiatives to communicate information in biomedicine, on a general level and with the specific aims of improving health care practice, and encouraging more rational use of drugs.



Istituto di Ricerche
Farmacologiche
Mario Negri -
IRCCS
Via G. La Masa 19
20156 Milano
Italy

Istituto Dermatologico S. Gallicano

S.Gallicano Dermatological Institute

www.ifo.it



ISG
ISTITUTO DERMATOLOGICO
SAN GALLICANO

Referring Number
ID 97A
Associate Member

Director's foreword

The Department of Oncologic Dermatology performs its clinical and translational activity in the prevention and treatment of the skin precancerosis and cutaneous tumors.

Description of the Centre and history

The Institute studies skin tumors since the 1926 when it was recognised as public national centre for the application of the plesio-roentgen therapy as a new therapeutic method.

Main research activities

Epidemiological and clinical studies about environment, actinic keratosis, NMSC and Melanoma. Genetic studies about familial and multiple melanoma. Histological, biomolecular, immunohistochemical and genomic mutation (BRAF) study of skin tumors in collaboration with dermatopathology Service. Cancerisation field. Studies on genetic connection between skin cancers and Polioma or Papilloma virus for specific immunotherapies.


Core facilities

Three surgery rooms for outpatients, one surgery room for inpatients.

Diagnostic tools: video and confocal microscopy, biopsy. Genetic Service. Physical and surgical excision, photodynamic therapy, electrochemotherapy for cutaneous metastatic cancer, adult stem cell fat tissue grafting techniques for post oncologic rehabilitation.

Education

Membership of IMI. Clinical and translational collaboration with Regina Elena oncologic Institute, particularly in the melanoma vaccine study. European reference network for rare skin and mucosal tumours.



Istituto Dermatologico
S. Gallicano
Via Elio Chianesi 53
00144 Roma
Italy

ECI Roadmap

Education and Training courses on

- designing and managing EU research projects
- quality culture in oncology
- data protection
- patients' involvement in research (co-researchers)

OECI Young Board

OECI Research grant fund

OECI links with EURACAN

to promote RWD studies on rare solid cancers of the adults

Meetings and Events

on relevant topics for OECI

OECIWORLD Network

for OECI members in extra EU countries

Promoting OECI Members' participation

in EC applications



King Hussein Cancer Center

www.khcc.jo/en



مركز الحسين للسرطان
King Hussein Cancer Center

Referring Number
ID 124A
Associate Member

JORDAN

181

Director's foreword

Joining OECI is a milestone in the King Hussein Cancer Centre's journey (KHCC) towards excellence. This recognised network of European and international centres/institutes, is a hub for joint efforts to connect education, research and care across Europe and the globe. Our Centre's mission to alleviate the burden of cancer in Jordan and Middle East Region, aligns with OECI's purpose to promote greater cooperation despite linguistic and cultural barriers.

Description of the Centre and history

The KHCC is an independent, non-governmental, no-profit institution founded in 1997 by a Royal Decree to fight cancer in Jordan and in the Middle East Region. As an internationally-accredited comprehensive cancer care & research centre, it provides adult and paediatric patients with the more advanced care for all types of tumours. KHCC with around 3,000 employees, and treating over 65% of cancer cases in Jordan, is considered the largest oncology service provider.

Main research activities

Research at KHCC has made significant strides in the last few years both in the number of research projects conducted and in the quality of research. In 2018, 164 research applications were submitted by KHCC. There are currently 19 ongoing clinical trials addressing patients with grim prognoses and incorporating novel biomarker-driven treatments not available outside the research setting. In 2018, 3.5 % of new patients were enrolled in interventional clinical trials, a percentage comparable to other western populations.

112 scientific papers, including book chapters, reviews, case reports and research articles were published in 2018. Through dedicated efforts with key stakeholders of research companies at national, regional and international level, these achievements coupled with strategic directions of the institution's leadership to advance the research infrastructure and the KHCC operation.

Core facilities

The KHCC campus has a 352 bed capacity. It is staffed and equipped to provide a comprehensive range of oncology services from traditional chemotherapy to cutting-edge intra-operative neurosurgery. The KHCC provides advanced radiotherapy, surgery, and bone marrow transplant services.

Education

Through partnering with the University of Jordan, KHCC offers accredited academic oncology programmes and training opportunities to students, residents, and fellows. KHCC uniquely offers a Master of Science in Cancer Care Informatics and 9 diploma programmes. This includes pain management, oncology nursing, palliative & supportive care and tobacco control.




King Hussein Cancer Center

202 Queen Rania Al Abdullah Street
P.O. Box 1269
11941 Amman
Jordan

SIA Rīgas Austrumu klīniskā universitātes slimnīca

Rīga East University Hospital

www.aslimnica.lv

Referring Number
ID 140 
Full Member

ACCREDITATION AND DESIGNATION PROGRAMME
IN THE ACCREDITATION PROCESS


RĪGAS AUSTRUMU KLĪNISKĀ UNIVERSITĀTES SLIMNĪCA

LATVIA

183

Director's foreword

At the moment there is no accredited cancer centre in the Republic of Latvia. However, Riga East University Hospital with its structural unit the Oncology Centre plays the leading role in cancer care and treatment in Latvia. The main purpose of becoming the member of OECE is to strengthen and increase the quality of patient-centred cancer care in Latvia by following the common standards. In addition, the membership can facilitate the Hospital's intention to introduce the integrated approach to health care services with the focus on the availability of the health care services, promoting service continuity, involvement of the multidisciplinary healthcare teams and integration of families and carers into care services.

Description of the Centre and history

Riga East University Hospital Ltd. (REUH) is a state-owned capital company with a sole shareholder – the Ministry of Health of the Republic of Latvia. The Hospital is the largest emergency multi-profile health care institution in Latvia, comprising five clinical centres – the Latvian Oncology Centre, "Gaiļezers", "Bīķernieki", the Latvian Centre of Infectious Diseases, the Centre of Tuberculosis and Lung Diseases.

The oncology care in the Hospital is centralised in a specialised clinical centre – the Latvian Oncology Centre (hereinafter also the LOC), which is a structural unit of the Hospital. The oncology treatment in Latvia historically has been centralized there, and approximately 85% of the solitary

tumours and approximately 98% of onco-haematology patients are treated at the Latvian Oncology Centre. There are 398 specialised cancer beds in the Hospital (the total number of beds is 1 856). The Latvian Oncology Centre provides all types of the cancer treatment – cancer surgery, chemotherapy and radiation. Around 13 500 cancer patients per annum receive treatment in the LOC. The average performance indicators per annum are as follows – 11.353 onco-surgeries, radiation treatment is provided to 1.219 patients, chemotherapy – to 4.929 patients, in around 75.000 chemotherapy infusions.

There are several specialized clinics in the LOC – Oncological Surgery clinic (breast cancer, abdominal surgery, gynaecology, ENT oncology) clinic, Radiation Therapy clinic, Chemotherapy unit and Haematology clinic. Also, there is Haematology transplantation clinic in the LOC, where analogue stem cell transplantations and allogeneic family donor transplantations are performed. The oncology patients of the Hospital are also treated in day care facilities, where approximately 9.172 outpatients per annum are treated and chemotherapy is provided.

The Out-patient department of the LOC provides both initial consultations to the patients and consultations during the therapy. 86.452 patients per annum are consulted at the Latvian Oncology Centre.

Main research activities

Clinical research in oncology makes a significant proportion of clinical research at REUH in total. Significant number of undergraduate students, residents and PhD students are conducting their academic research work in oncology at REUH. During the recent years REUH researchers have been participating in several Horizon 2020 projects under the coordination of Institute of Clinical and Preventive Medicine, University of Latvia. Of those, the following ones deserve to be mentioned: VOGAS is aiming to develop a breath volatile organic compound detection concept for gastric cancer and PERSIST is addressing the quality of life in survivors. Cancer biobank has been also facilitated with the above-mentioned strategic partnership.

Core Facilities

REUH performs oncological inpatients and outpatients health care, provides preventive services, performs diagnostic radiology and pathology and treatment. There are specialized multidisciplinary teams who taking care of oncological patients.

There are several specialized clinics in the LOC – Oncological Surgery clinic (breast cancer, abdominal surgery, gynaecology, ENT oncology), Radiation Therapy clinic and Chemotherapy unit and Haematology clinic. There is also Haematology transplantation clinic in the LOC, where autologous and family allogeneic stem cell transplantations are performed.

Education

Education of medical students, postgraduate residents, doctors, PhD students, cancer nursing and radiotherapy personnel has high priority.

SIA Rīgas Austrumu klīniskā universitātes slimnīca
2 Hipokrata Street
LV-1038 Rīga
Latvia



Paula Stradiņa Klīniskā universitātes slimnīca

Pauls Stradins Clinical University Hospital (PSCUH)

<https://stradini.lv/lv>

Referring Number
ID 165
Full Member

Director's foreword

Pauls Stradins Clinical University Hospital is one of the largest healthcare providers in Latvia and one of the cornerstones of the Latvian healthcare system. In line with our motto "Salus aegroti suprema lex" (The well-being of the patient is the supreme law), we are constantly striving to improve, deliver new healthcare solutions to our patients and play an active role in the education of the new generation of medical personnel. We believe that collaboration and cooperation is essential for being able to deliver the best possible care for our patients and look forward to sharing our knowledge with cancer centers all over Europe as part of the OECE Cancer Network.

Description of the Centre and its history

Pauls Stradins Clinical University Hospital (PSCUH), named after a prominent Latvian physician and historian of medicine, was founded in 1910. The Hospital is a state-owned capital company with a single shareholder – the Ministry of Health of the Republic of Latvia, and has a long-standing history, culture and a sustainable health-care tradition. Nowadays, PSCUH is providing inpatient, outpatient and emergency care in 26 medical specialties, serving more than 600 000 patients a year, including diagnostic and therapeutic radiology procedures.

The Clinic of Oncology at PSCUH has been operating for more than 60 years (formerly the Radiation and Chemotherapy Center). In 1957, Professor Pauls Stradiņš, as part of the Surgical Clinic, founded the first chemotherapy department for oncological patients in Latvia.



In order to improve the treatment of cancer patients, in February 2010, the renovated building of the hospital, where the Clinic of Oncology is located, was opened with its new equipment - a high-energy linear accelerator and a portal image acquisition system. Thus, both inpatient departments and the outpatient department and day inpatient unit, as well as radiation therapy, are located in one place. In April 2023, the Clinic of Oncology received another linear accelerator intended for high quality and high precision, three-dimensional radiation therapy ensuring continuity of treatment on site. In addition, Hospital is constantly improving the quality and availability of health care by strengthening diagnostic radiology and radiation therapy services.

Main research activities

Hospital is striving to maintain the research excellence. Specialists of the Clinic of Oncology participate in international and collaborative researches, international multistructural clinical trials in all specialties of Hospital, including the field of treatment of breast, lung, gastrointestinal tract and anemia etc. The high professionalism of researchers and doctors has been appreciated not only among students and residents, but also among primary care doctors, other specialists by holding various trainings and also researchers in Latvia and abroad.

Core Facilities

Oncological patients at Pauls Stradins Clinical University Hospital are treated at various locations within the hospital territory. There is a separate Clinic of Oncology, where inpatient and outpatient services are performed, Breast Cancer Unit dedicated towards the diagnostics and treatment of breast cancer patients, Institute of Radiology. Additionally, cancer patients are also admitted to other units based on the cancer type, for instance, Urology Center, and various tests are run at the Institute of Pathology to determine the best possible treatment regimen for oncological patients.

Education

Pauls Stradins Clinical University Hospital is renowned for its role in medical education in Latvia in all the levels of medical education. It serves as a university teaching hospital for all medical specialties available on site and provides lifelong education opportunities for healthcare professionals.



Paula Stradiņa Klīniskā universitātes slimnīca
Pilsonu Street 13
1002 Riga
Latvia

Naef K Basile Cancer Institute at the American University of Beirut Medical Center

<http://aubmc.org.lb>



Referring Number
ID 167A
Associate Member

Director's foreword

The Naef K. Basile Cancer Institute (NKBCI) at the American University of Beirut Medical Center provides comprehensive cancer treatment and compassionate nursing care for adults. The institute has established a research network that includes basic, translational, clinical, and population-based research serving Lebanon and the MENA Region. With multiple health care accreditations: Joint Commission International, MAGNET designations for Nursing services, CAP accreditation for our Pathology and Laboratory services, JACIE accreditation for our Bone Marrow Transplant Program, and ACGME-I attesting to its superior standards in patient-centered care, nursing, pathology/laboratory services and graduate medical education.

Description of the Institute and history


Established in 1995, it bears the name of the late Dr. Naef K. Basile, a Lebanese American obstetrician-gynecologist. The institute mission is to reduce the burden of cancer in Lebanon and the region by employing state-of-the-art medical knowledge and technology and developing integrated and advanced programs in patient care.

Clinical research

Clinical research dates to 1971-72, where the main research activities were in thalassemia, leukemia, Breast and GI cancers. NKBCI now includes 14 full time Hematology-Oncology attendings and 4 radiation oncologists, with sub-specialties in specific cancers and over 100 publications annually. Extensive collaboration exists with other clinical departments and basic science researchers in addition to regional and international renowned institutes.

Education

NKBCI physicians are involved in training residents and fellows through a 4-year residency program at the Department of Radiation Oncology as well as the 2-year residency program in Medical Physics and the 3-year fellowship program at the Division of Hematology Oncology at AUBMC to graduate specialists to serve in the region. The institute also hosts several annual scientific activities and workshops for the public.



Naef K Basile Cancer Institute
AUB Cairo Street
Hamra Area
1103 Beirut
Lebanon



Funded by
the European Union

Quality of Life in Oncology: Measuring what matters for Cancer Patients and Survivor in Europe



Funded by the European Union - Horizon Europe - Grant Agreement n. 101096362

Visit our website

www.euonqol.eu/

Contact us

www.euonqol.eu/contact-us

For further information

oece@oece.eu

europeanaffairs@oece.eu



National Cancer Institute

www.nvi.lt

Referring Number
ID 33 ★
Full Member



Director's foreword

The main activities of National Cancer Institute (hereafter – NCI) is to coordinate cancer treatment, science and educations aspects, help to solve the problem of cancer in the country, coordinate and carry out scientific research, education, as well as preventive and therapeutic activities in the field of oncology. In the recent past all these activities have been in the Institute's vision, but they became reality after Institute's reorganisation in 2014, July 2. OECE accreditation was very important factor to reach reorganisation and become a leading Institute in Lithuania.

Description of the Centre and history

National Cancer Institute (NCI) – is the only specialised cancer treatment and research institution in Lithuania, which was established in 1931. The mission of the NCI is to carry out international research in the field of oncology and to achieve results, which could improve cancer treatment efficiency and reduce mortality from cancer, to train scientists and highly qualified specialists, to strengthen the country's scientific potential and competitiveness in the European Research Area. In 2013 the NCI was accredited by the Organisation of European Cancer Institutes (OECE) as the Clinical Cancer Center.

Science

The NCI has four scientific research laboratories (Molecular Oncology, Carcinogenesis and Tumour Pathophysiology, Immunology, Biomedical Physics) and a Biobank. NCI has the greatest scientific potential and the most experience in scientific research in oncology and related fields in Lithuania.



The main NCI research activities are:

- Cancer epidemiology
- Molecular oncology: genomics, proteomics, transcriptomics
- Tumour immunology and immunotherapy
- Antioxidative system
- Personalised medicine
- Nanoscience
- Optical biopsy
- Biomarkers
- Cells and tissues cryopreservation
- Organism – tumour interaction
- Methods of early diagnosis and combined treatment

Clinical activity

The NCI clinic performs inpatient and outpatient (primary, secondary, tertiary) health care, provides preventive services, clinical trials, performs diagnostic interventional radiology, therapeutic interventional radiology, computed tomography examinations and procedures, provides nursing, rehabilitation, health education and personal health expertise services. Today the clinical activity involves a lot of multidisciplinary teamwork, which is especially important for successful cancer treatment results. In addition to that, our activity focuses on individualised patient treatment: various tests are carried out during the treatment process in order to determine, which treatment method is the most appropriate for the patient.

Clinical Core Facilities

NCI has these Clinical Core facilities: linear accelerators, CT scanner, simulator, MRI scanner, mammographs, echographs, 3D echograph, X-ray machines, SPECT-CT scanner, gamma camera and other.

Research Core Facilities

Facilities for nanoparticle synthesis and modification, optical steady state absorption and fluorescence spectroscopy, ultra short pulse duration (fs) laser systems for two photon absorption, excitation and imaging experiments, scanning probe microscopy, laser scanning confocal fluorescence microscopy with spectral and fluorescence lifetime imaging (FLIM), in vivo confocal reflection microscopy of skin for detection of skin cancer, small animal fluorescence imaging system, micro-dissection system, pyro-sequencing system and other.

Education

The NCI is a base that provides opportunity for the training Lithuanian and foreign colleagues, PhD students, residents and students to get an access to the latest scientific material, treatment methods, as well as to observe scientific achievements, which take place right here, at the clinics.

National Cancer Institute
4. Santariskiu str. 1
LT-08660 Vilnius
Lithuania

Vilnius University Hospital Santaros Klinikos

Vilniaus universiteto ligoninė Santaros
klinikos

www.santa.lt

Referring Number
ID 158
Full Member

Director's foreword

For any large multidisciplinary healthcare and education institution like Vilnius University Hospital Santaros Klinikos (VUH SK), it is crucial to ensure the highest standards of care for patients with cancer and to contribute to the ever-growing research landscape in oncology. We strongly believe that joining the OECE mission will help us share the best cancer care practices and foster better collaboration among specialized cancer centres across Europe.

Description of the Centre and its history

Vilnius University Hospital Santaros Klinikos was founded in 1980 by Vilnius University and the Lithuanian Ministry of Health. It is now a leading tertiary-level healthcare and research institution in Lithuania and one of the major regional hospitals in the Baltic States. It has more than 36 specialised medical centres, many of them (Haematology, Oncology and Transfusion, Pulmonology and Allergology, Abdominal Surgery, Urology, Obstetrics and Gynaecology, Dermatovenereology, Neurosurgery, Paediatric Oncology and Haematology) provide services to cancer patients and participate in research related to oncological diseases.



Main research activities

Main research directions at VUH SK involve clinical trials of advanced therapeutics for adult and paediatric blood cancer, including advanced cellular therapies, development of minimally invasive surgical and transplantation techniques as well as precision medicine based on artificial intelligence and digital pathology. A wide spectrum of activities, including participation in commercial and academia-initiated clinical trials (phases I-IV) as well as European projects, are sought at VUH SK.

Core Facilities

At VUH SK, patients can access cutting-edge cancer diagnostics, such as imaging, invasive radiology, and telepathology. Our facility is equipped with state-of-the-art treatments for all types of cancer, including chemotherapy, oncological surgery, radiotherapy, stem cell and solid organ transplantation, and cell immunotherapy. We also offer biobanking services and comprehensive care for cancer comorbidities through a team of specialists. Our goal is to provide complex and high-quality care to all patients with oncological diseases.

Education

VUH SK, as a university hospital, places a great emphasis and strong commitment on training medical professionals at all stages of their careers. The institution has a comprehensive knowledge hub and teaching experience for medical education and serves as a major healthcare centre for undergraduate medical studies, residency training in various medical fields, as well as doctoral and postdoctoral research.

**Vilnius University Hospital
Santaros Klinikos**
Santariskiu st. 2
08661 Vilnius
Lithuania



Institut National du Cancer (INC)

<https://institutnationalducancer.lu>

Referring Number
ID 166A
Associate Member



Director's foreword

By joining the OECE in 2024, we commit to transcending boundaries for a collective fight against cancer, embracing OECE's rich diversity and partaking in the vision of equitable care for all. We are thrilled to be part of this dialogue on cancer care and research and are eager for future collaborations.

Description of the Institute and history

Established in 2015, the INC is a national entity coordinating public/private actors providing treatment, care and support to cancer patients in Luxembourg. It actively promotes and contributes to cancer research and education. It operates under the mandate and is funded by the Ministry of Health.

Main research activities

The INC, primarily focused on healthcare policy studies internally, actively supports biomedical research conducted by its members and partner organisations. It fosters links between national clinical and research actors by supporting specific research actions and programmes. It collaborates with various European authorities and promotes Luxembourg's ties to international scientific bodies.

Competencies

The INC team is skilled in project management, stakeholder alignment and process engineering, emphasising strategic planning and network collaborations. In the context of the National Cancer Plan, it works closely with the government, healthcare providers, research and educational institutions.

Education

The INC is dedicated to advancing cancer care by supporting university medical education programmes. Tailored for professionals in the field, our engagement ensures up-to-date knowledge and practices, emphasising our commitment to patient care excellence.



Institut National du Cancer (INC)
1b Rue Thomas Edison
1445 Strassen
Luxemburg

Public Health Institution Oncological Institute

<http://onco.md>

Referring Number
ID 148A
Associate Member



Main research activities

Ongoing researches:

- Genomic, immunologic and functional particularities of squamous cell carcinoma of 5 anatomic localization.
- Psychooncological approach in mutilant surgical interventions
- LUNGEX-RD - Network of Excellence for Diagnosis and Research in Lung Cancer Disease.
- COLON STRESS - Changes in human colonic microbiome in antibiotic generated stress.
- Phase I, II, III clinical studies, more than 40 during last 8 years, dedicated to chemotherapy, hormonal treatment, immunotherapy, targeted therapy of different malignant solid tumors and hematological malignancies.

Public Health Institution Oncological Institute
30 Nicolae Testemiteanu street
MD-2025 Chisinau
Moldova



Oslo Universitetssykehus (OUS)

Oslo University Hospital (OUH)

www.oslo-universitetssykehus.no

Referring Number
ID 50
Full Member 

Director's foreword

In 2012 there were 30,099 new cases in Norway, 57% of the new cases are in our catchment area. The National Cancer Registry is part of OUH, and the OUH Cancer Centre includes the Cancer Research Institute (basic and translational research) and clinical care covering all cancers. The OUH sees ~ 7,000 new cancer cases yearly and possesses all treatment modalities including 17 linear accelerators, robotic surgery and a centralized unit for chemotherapy administration. Translational research has high priority including personalised diagnostics and therapy.

Description of the Centre and history

The Norwegian Radium Hospital (NRH) and Institute of Cancer Research have been a cornerstone in cancer research. The proximity of the two centers and the near cooperation between clinicians and researchers are key success factors for the cancer centre's success through many years. In 2009 the OUH formation included the merger between the departments of oncology in NRH and Ullevål Hospital, building a large cancer center with joint leadership and administration. The resulting cancer center has a major position in research and innovation within OUH.


Main research activities

The Division's research strategy 2012-2016

Vision: Integrated Research and Patient Treatment at High International Level

Main goals:

1. Improved quality of all basic, clinical and translational research
2. Increased research output by 20 % within 2016
3. The research groups are multidisciplinary and cooperate systematically
4. The research is relevant for the clinical activities
5. The research activity is visible



Although the cancer research perspective is comprehensive and includes all tumor types and treatment modalities, the current selected focus areas are: Cancer Biomedicine, Stem Cell Research, Cancer Immunotherapy, High Precision Radiotherapy, Personalised Cancer Therapy, Breast Cancer and Colorectal Cancer.

Centres of Excellence

The institution has institutional cooperation with the MD Anderson Cancer Center, USA. The following centers of excellence are appointed: Centre for Cancer Biomedicine (Norwegian Research Council), K.G. Jebsen Centre for Breast Cancer Research, K.G. Jebsen Centre for Cancer Immunotherapy, K.G. Jebsen Centre for Colorectal Cancer, Centre of Research Driven Innovation (Norwegian Research Council): Stem Cell Based Tumor Therapy.

Research production

Approx. 530 peer-reviewed publications and 45 phd theses yearly.

Core facilities

The division comprises core facilities for bioinformatics, confocal microscopy, electron microscopy, flow cytometry, proteomics, microarray and sequencing, genotyping, comparative medicine, and animal MRI.

A clinical phase I trial unit is part of the Dept. of Clinical Research, and there is a large Dept. of Cellular Therapy which includes GMP facilities serving national and international clinical trials.

Education

Education of medical students, phd students, oncologists, cancer nursing and radiotherapy personell has high priority.



Oslo Universitetssykehus (OUS)

Postboks 4950 Nydalen
424 Oslo
Norway

Helse Bergen HF – Haukeland Universitetssjukehus

Helse Bergen - Haukeland University
Hospital

<https://helse-bergen.no/en>

Referring Number
ID 161
Full Member

Director's foreword

Haukeland University Hospital (HUS) comprises a campus including clinics dedicated to all parts of medicine. The cancer clinic holds multiple regional and national functions in areas including rare diseases such as sarcoma and haematological malignancies as well as specialized treatments including brachytherapy, GammaKnife and proton therapy. Our comprehensive cancer research program includes strong investments in therapeutic clinical trials and translational research.

Description of the Centre and its history

Haukeland Hospital opened in 1912. In the 1950s, the hospital gained the status of a university clinic. Today, Haukeland University Hospital has several nationwide specialities within surgical, medical and radiation oncology. The oncology department opened in 1972, with a bedpost of 11-12 beds. Today, the Department of Oncology and Medical Physics is Western Norway's regional cancer department, with 8200 patients in 2022.

Main research activities

Research activities reach from basal cell biology, via diagnostics and clinical trials to health service research including societal impact and prioritization.

Vision: Research based patient treatment, education and training of health professionals.

Primary objective: Improve the health services offered to the population.

The Mohn Cancer Research Laboratory is fully equipped for genomic research instruments for next



generation sequencing. The activity is concentrated on translational research in respect to therapy resistance.

The Bergen Particle Therapy Research group develops and implements technology to offer improved treatment with modern photon- and particle therapy.

Mohn Medical Imaging and Visualization Centre: Development of new methods in quantitative imaging and interactive visualization to predict changes in health and disease across spatial and temporal scales.

Centre for Cancer Biomarkers: New cancer biomarkers and targeted therapy. Particular focus on mechanisms that demonstrates how cancer cells are affected by the tumour microenvironment.

Total research production at HUS in 2022: Approx. 920 peer-reviewed publications and 62 phd theses.

Core Facilities (clinical or research) (about 400 characters) 619

Biobank Haukeland - infrastructure which supplies a full loop for biobanking

Ex vivo laboratorium - In-line laboratory for cell production and manufacture of cell product

InPreD Haukeland. - Infrastructure for precision diagnostics – a national initiative for diagnostics using advanced molecular analyses

Clinical research trial Unit

Flow and Imaging Mass Cytometry

Genomics

Proton facility (starts 2025)

Center for nuclear medicine and PET.

NorCRIN - National research infrastructure for facilitation of clinical trials

Da Vinci Robotic Surgical Systems

Centre for allogenic stem cell transplantation

Education

Educational institutions for medical students, PhD students, nurses, radiographs/therapists, psychologists are in close proximity, ensuring effective collaborations.



**Helse Bergen HF
Haukeland
Universitetssjukehus**
Haukeland University Hospital
Post Office Box 1400
N-5021 Bergen
Norway

Narodowy Instytut Onkologii im. Marii Skłodowskiej-Curie Państwowy Instytut Badawczy

Maria Skłodowska-Curie National
Research Institute of Oncology

www.pib-nio.pl

Referring Number
ID 129
Full Member

Director's foreword

The mission of the Institute is to discover new knowledge in oncology, defining and implementing high-quality standards for patients care - the patient and science are our priorities. The Institute involves several facilities located in Warszawa, Gliwice, and Krakow and provides care to patients from the whole country. Since 2020, MSCI was awarded the role of the National Research Institute, being a leader of the National Cancer Strategy and the National Oncology Network. MSCI is also the National Coordinating Center for population screening and primary cancer prevention and runs the National Cancer Registry.

Description of the Institute and history

MSCI is the modern comprehensive cancer centre and a governmental research institute involved in basic/preclinical research, clinical trials, diagnostic and treatment, and education in oncology. As the major oncology centre in Poland, it provides annually more than 130 000 cancer patient hospital admissions (1 350 patient beds), 680 000 outpatients consultations, and 50 000 newly diagnosed patients. Nowadays, there are more than 220 phase IV clinical trials (commercial and academic).



It was founded in 1932 as the Radium Institute by double Nobel Prize laureate Maria Skłodowska-Curie in collaboration with the Polish Government. The establishment of the Institute was the result of a nationwide effort, as well as the gift of a gram of radium from US President Herbert Hoover. Thus, the Radium Institute became a hospital treating cancer patients and a hub coordinating oncology development in Poland. Its successor, the Maria Skłodowska-Curie National Research Institute of Oncology in Warsaw, has been leading cancer control in Poland for more than 80 years. In 1952, the first post-war Program for Combating Cancer was started, and one year after the National Cancer Registry was established. In the 1980s, the cancer epidemiology and prevention division was opened. Since 1976, the Institute has been coordinating the subsequent governmental Programs for beating cancer.

Nowadays, MSCI collaborates with ESMO, ASCO, NCI, EORTC, NCCN, ASH, EURACAN, EuroBloodNet, EndoERN, MD Anderson's Sister Institution Network, EHA, WSN, EuMelaReg, EBMT, and Patients Advocacy Groups.

Core Facilities

The clinical part is located in a 10-floor building, where each floor is a separate cancer-specific department (Department of Bone/Soft Tissue Sarcoma and Melanoma, Department of Central Nervous System Tumours, Department of Gynaecological Oncology, Department of Urological Cancer, Department of Lung & Chest Cancer, Department of Breast Cancer & Reconstructive Surgery, Department of Lymphoma, Department of Gastrointestinal Cancer, Department of Head & Neck Cancer, Department of Endocrine Cancer & Nuclear Medicine, Department of Cancer & Cardio-Oncology Diagnostics; Department of Oncology and Radiotherapy and Department of Oncological Surgery and Neuroendocrine Tumors). In each department, a multidisciplinary team provides comprehensive care for cancer patients (surgery, radiotherapy, systemic treatment, psychotherapy and physiotherapy). In addition, there are Day Care Centers, Outpatient Clinics and the Cancer Prevention Centre (involved in many international projects, e.g. the Nordic-European Initiative on Colorectal Cancer, European Polyp Surveillance Trial and Era-NET Transcan), the Center for Research and Development, the Early-Phase Clinical Trials Unit, the Hyperthermia Department, The Centre for Excellence in Precision Oncology, and CART Facility (under development).

Main research activities

The main research activities are based on close collaboration with on-site basic science departments and cancer-orientated clinical wards. The repository of tissues and medical data of cancer patients offers unique research opportunities. MSCI is experienced in:

- a multidisciplinary approach; applying highly specialised procedures (70% of patients receive the combined treatment), monitoring any complications and unwanted side effects of treatment.
- complex diagnostic facilities, including molecular biology, genetics and proteomics, and Center of Excellence for Precision Oncology
- direct clinical application of ongoing research.
- conducting clinical trials (non-commercial trials in cooperation with EORTC and the Polish Medical Research Agency, and commercial – in total about 500 clinical trials only in oncology).
- Cooperation with Patients Advocacy Groups.

**Narodowy Instytut
Onkologii im. Marii
Skłodowskiej-Curie
Państwowy Instytut
Badawczy**
5 W Roentgen Street
02-781 Warsaw
Poland

Wielkopolskie Centrum Onkologii

Greater Poland Cancer Centre

www.wco.pl



Director's foreword

Our Institution uses the most advanced therapeutic methods in the fight against neoplastic diseases with the hope of restoring patients to health while fully respecting their dignity.

Referring Number
ID 48A
Associate Member

Description of the Centre and history

The Greater Poland Cancer Centre was established in 1953 and is one of the largest oncology centres in Poland and in Europe. The centre provides medical service in the field of oncological surgery, head and neck cancer surgery, radiotherapy, chemotherapy, gynaecological oncology, anaesthesiology, brachytherapy, and diagnostics. Over 20,000 patients are admitted to the hospital each year, and more than 6,000 surgical procedures and 6,500 radiotherapy treatments are performed annually.

Main research activities

The centre's primary research activity involves clinical studies, such as the high profile clinical trials Hypoprost and Cyberprost for prostate cancer and the HIOB trial for intraoperative breast radiotherapy. Other lines of investigation include the following: the origin of ovarian cancer; HPV infection in head and neck cancer; contributions to the cancer genome atlas; the physics-related and biological processes that biological material undergo during radiotherapy; the effect of cytostatic agents and ionizing radiation on cancer cells; and molecular imaging in radiation therapy planning.

Core facilities

Following the European model, interdisciplinary teams provide a comprehensive care according to cancer localisation in the body. These multidisciplinary teams work closely together to treat patients with cancers in a given location, such as cancers of the breast, the upper digestive tract, or the head and neck area. These teams are led by physicians from various specialisations (e.g., surgery, radiation oncology, medical oncology) in addition to psychologists, physical therapists, nurses, and other supporting personnel (e.g., social workers or dieticians).

Education

WCO established a Teaching and Conference Centre, which aims to serve the needs health care personnel, medical students, and patients. Numerous classes are organised in the centre's seminar and auditorium rooms for students of the Poznan University of Medical Sciences as well as other universities. Additionally, a variety of training courses, scientific conferences, and symposia are organised each year for both Polish and foreign physicians and other health c rofessionals.



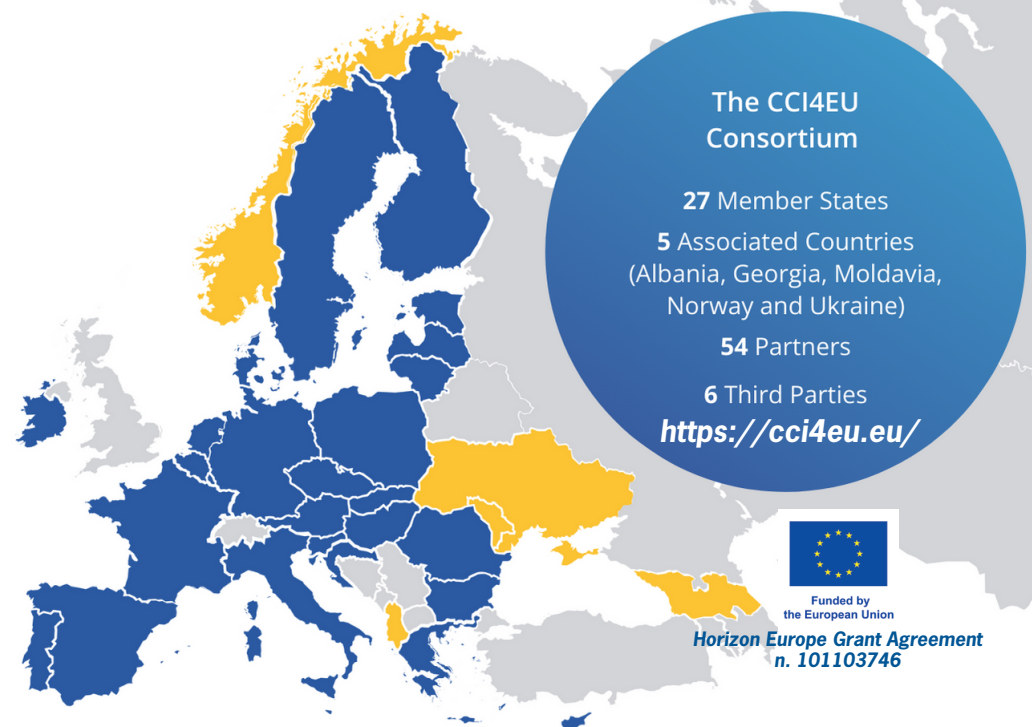
Wielkopolskie Centrum Onkologii
15 Garbary Street
61 - 688 Poznań
Poland



Comprehensive Cancer Infrastructures for Europe

CCI4EU is a European initiative coordinated by OECI aiming to help Member States and Associated Countries to rethink the cancer culture at all levels by funding relevant research, and a more equitable transfer of knowledge to everyone, in terms of prevention, diagnosis, and care.


Comprehensive Cancer Infrastructures are 'national or regional infrastructures that provide resources and services to support, improve and integrate cancer care, research, training of care professionals and education for cancer patients, survivors and families/carers.'



Instituto Português de Oncologia do Porto Francisco Gentil, E.P.E. (IPO-Porto)

Portuguese Oncology Institute
of Porto Francisco Gentil, E.P.E.

www.ipoport.pt/en

Referring Number
ID 14 
Full Member

Director's foreword

IPO-Porto is the largest cancer care institution in Portugal and it is a reference for 3.7 million habitants. Its strategic plan develops through three fundamental axis: centeredness of care in the patient, high standards of quality an safety, and integration of innovation in care.

Since 35 years ago, multidisciplinary and multiprofessionality have been assumed as primary pattern of the organization, and that's why today we are externally evaluated as an organisation that fulfills the most demanding criteria of oncologic disease management.

Research and development in oncology is crucial, leading us to increase the internal facilities and activity. We also look for partnerships with whom to share resources and projects under the model of consortium platforms and collaborative networks. In the clinical trials area, we introduced professionalisation and today we can answer with quality to all demands of pharma industry, and perform National and European cooperation.

As a result we keep honoring our commitment, to deliver high quality and timely cancer care.



Description of the Centre and history

IPO-Porto opened in April 1974. Today, is the top line reference unit in oncology care in the North of Portugal, to where all the most complex cases are transferred to.

Mission

The mission is to render high quality, humanist and efficient oncology health care to the population. It is also part of the mission to develop research, training and teaching activities within oncology.

General Organisational Principles

The oncologic patient is the centre around which all care activity is build. As a result, multidisciplinary units are created for each pathology, named Pathology Clinics, as the basis of the whole care structure.

Clinical

Largest Bone Marrow Transplants unit in Southwest Europe; Largest Radio-oncology/Radiosurgery unit in Southwest Europe; OECE certification as a comprehensive cancer center since 2009; founders of the largest R&D network for cancer in Portugal in 2013;

- 60% patients survive after 5th year;
- > 300 patients enrolled in clinical treatments/year;
- > 70 active clinical trials/year;
- 10.000 new patients/year;
- 3.700.000 target population in North Portugal;
- 10.000 Surgery/year;
- 270.000 Medical Appointments/year;
- 80.000 Radiotherapy session/year;
- 40.000 Quimiotherapy session/year;
- 2.000 Total Staff; 250 Medical doctors;
- 320 Beds.

Excellence in research

1 Expanding clinical trials unit; 1 Awarded Research Center; 3 State-of-the-art Laboratories genetics and pathology

Core Facilities

Excellence in treatment

Most advanced medical equipments and tools required for cancer surgical operations and therapies.

Equipment

8 State-of-the-art linear accelerator for Radio oncology/Radiosurgery; 3 Braquitherapy units; 70 seats Chemotherapy center.

Patient-centered Clinics

11 comprehensive clinics for treating all cancer types.

Education


The main goal of the Department of Education (EPOP) is to promote continuous education in Oncology, providing state of the art transfer of knowledge to all professionals of IPO-Porto, as well as affiliated institutions and students or professionals from partner academic or health institutions.

**Instituto Português de
Oncologia do Porto
Francisco Gentil, E.P.E.
(IPO-Porto)**

Rua Dr. António Bernardino
de Almeida
4200-072 Porto
Portugal

Instituto Português de Oncologia de Lisboa Francisco Gentil, E.P.E. (IPO-Lisboa)

Portuguese Institute of Oncology of Lisbon
Francisco Gentil, E.P.E.

Referring Number
ID 8 
Full Member

www.ipolisboa.min-saude.pt

Director's foreword

With their incomparable dedication, the Institute's various generations of professionals are guided by a mission of caring patients with humanism which even today awards Instituto Português de Oncologia de Lisboa Francisco Gentil (IPOLFG), a relevant NHS institution, with the highest level of satisfaction among its patients.

Our legacy obliges us to search solutions for the multiple challenges ahead, which will allow launching the Institute for the future, with regard to those for which the Institute exists: patients and their families.

Presently, IPOLFG is recognized as the largest referral center for the diagnosis and treatment of sporadic and familial cancer disease in Southern Portugal, covering a population of about 4 million.

Description of the Centre and history

The 'Portuguese Institute for the Study of Cancer' was created in 1923 as an institution devoted to the research, education and treatment of cancer.

IPOLFG receives about 6,000 new patients every year managed by teams of experts from several disciplines, coming together to provide state-of-the-art care. Comprehensive treatment plans including surgery, radiation therapy, chemotherapy, or a combination of therapies, are used to provide the highest level of care and to optimize functional outcome.



Main research activities

IPOLFG integrates a Clinical Research Unit (UIC), a Basic Research Unit (Unidade de Investigação em Patobiologia Molecular – UIPM) and an Epidemiologic Research Unit.

Surgical and biopsy specimens are stored in the archives of the Pathology Department which Tumour Bank was recently integrated in the National Tumour Bank, providing researchers with an extensive panel of tissues and their respective clinical data.

Translational biomedical research of IPOLFG is focused on familial cancer, cancer genetics and epigenetics, microenvironment, new therapeutic targets, and immunomodulation.

The UIPM integrates three research groups: Digestive Pathology group, Molecular Endocrinology group and "From Tumor Biology to Cancer Therapies group" working with clinicians from the Familial Cancer Risk Clinic, and the Endocrinology, Gastroenterology, Hematology, Surgery and Pathology Departments.

The large experience of our research teams is supported by modern research infrastructures and innovative equipment as well as a multidisciplinary clinical trial staff coordinated by UIC.

Recently acquired equipment includes a MiSeq Next Generation Sequencer, a Fluorescence Microscope for digital imaging (ECLIPSE 90i), and a Fluorescence-Activated Cell Sorter.

In 2013, IPOLFG has developed 120 research projects, published 66 papers and took part in 66 clinical trials.

Core Facilities

IPOLFG offers a wide range of health services to meet patient needs which are recognized by their quality and innovation:

Inpatient services

Wide range of medical specialties in outpatient care

Patient Day Care Unit

Transplantation of bone marrow and haemopoietic progenitors

Physical Medicine and rehabilitation

Home Care

Imaging Diagnostic Technology

Radiotherapy (external beam and brachytherapy)

Nuclear Medicine - Positron Emission Tomography

Familial Risk and Prevention Clinic

Molecular Pathobiology

Clinical Pathology laboratories

Cytopathology laboratories

Education

IPOLFG is an institution licensed by the Health Ministry for the training of medical doctors who want to become Oncology specialists.

The Institute is also recognized for the education and training of nurses and has for long time innovated in this area, starting in 1944 when a school was built in Institute's campus.

**Instituto Português de
Oncologia de Lisboa
Francisco Gentil, E.P.E.
(IPO-Lisboa)**

Rua Prof. Lima Basto
1099-023 Lisboa
Portugal

Instituto Português de Oncologia de Coimbra Francisco Gentil, E.P.E. (IPO-Coimbra)

Portuguese Institute of Oncology of Coimbra
Francisco Gentil, E.P.E.

www.ipocoimbra.min-saude.pt

Referring Number
ID 22 ★
Full Member



Director's foreword

IPO Coimbra is today a centre of reference in the delivery of health care to cancer patients. With full accreditation since 2005 by CHKS and since 2011 by OECl as a Clinical Cancer Center, IPO Coimbra has been strengthening its role in the healthcare network of the Center Region of Portugal, in the community of patients and families and among other partners, in a logic of proximity and humanization.

Responding to the challenges of expertise in Oncology implies assuming a strategic vision for training, research, development, and innovation, enhancing the provision of better health care to cancer patients.

Description of the Centre and history

IPO Coimbra is a modern hospital providing high standard of care, early detection, prevention, training, and research. It started 52 years ago, with 200 beds capacity, and it is at the highest level of the national net for cancer care and is the reference centre for a region with around 2.5 million inhabitants.

To fulfil its mission, IPO Coimbra has 1024 members' staff, 202 doctors, 283 nurses, and other highly qualified health professionals, including PhD's, basic and clinical research personal, and cancer registry experts.



Having a multidisciplinary approach as a fundamental principle in Oncology, IPO Coimbra develops its activity based in Multidisciplinary Pathology Teams, focused on the patient care during the whole course of the disease, in all dimensions. In this perspective, the centre is organized around the expectations and needs of patients and families and is committed to carry out the best clinical practices regarding accessibility, quality, safety, productivity, economic and financial performance, in a culture of responsibility, sustainability and social cohesion.

Main research activities

The main aim of research at IPO Coimbra is to promote the excellence in scientific development in the area of cancer health, based on a multidisciplinary approach and according to European consensus guidelines.

The translational and clinical investigation constitute the priority of the research interests at IPO Coimbra, in the fields primarily involving the cancer patient care. Indeed, we intend to put our efforts to encourage and efficiently streamline scientific projects that will lead us to our goal.

The Clinical trials from Industry's initiative and from Researcher's initiative are planned to give greatest international visibility to the scientific research carried out at the IPO Coimbra and in Portugal.

The scientific and economic strategies are the base of Health Care Services sustainability. Therefore, our policy comprises the applicability of this knowledge to the implementation of new treatments and therapies, taking into particular consideration target therapies; cancer immunotherapy; dendritic cells' therapy; exosome-mediated delivery, among others, in order to achieve and expand Clinical Trials in the field of oncology.

Core Facilities

The current reconstruction of the surgical and imaging building is the Institution's most relevant investment and the one that will decisively mark it, as well as the Centre Region. The Institution's technological renovation is a priority and a reality, with the acquisition of 2 new linear accelerators in 2021.

- 12 Multidisciplinary Pathology Teams.
- Multidisciplinary team for Oncosexology.
- Dedicated Palliative Care Team.
- 6.150 new patients/year.
- 4.500 Surgery/year.
- 130.000 Medical Appointments/year.
- 35.000 Radiotherapy session/year.
- 22.500 Chemotherapy session/year.
- 176 Beds.

Education

Undergraduate and postgraduate education play a fundamental role, especially medical training. Qualifying health professionals for a comprehensive Oncology practice in all dimensions of the disease and the human being is our biggest challenge.

**Instituto Português de
Oncologia de Coimbra
Francisco Gentil, E.P.E.
(IPO-Coimbra)**
Av. Bissaya Barreto, 98
3000-075 Coimbra
Portugal

The “Prof. Dr. Ion Chiricuta” Institute of Oncology (IOCN)

www.iocn.ro

Referring Number
ID 58
Full Member

Director's foreword

The Oncology Institute from Cluj-Napoca was in 1929 one of the first centers of oncology in Europe, and since then we have come a long way. After 85 years of existence we live with the legacy from our ancestors, with the effort and devotion of people of nowadays, and we are very optimistic for the future.

Every day, we fight with a complex and costly disease, and we try to do everything we can to be the best persons we can be for our patients. We are convinced that the people are the essence of the Institute. The Oncology Institute is the TEAM made of physicians, nurses, researchers, physicists, technical and administrative staff. It is essential for the TEAM to establish a bond with patients, based on trust and respect, in order to avert, to find out and solve the situations that could occur. In their fight with the disease, our patients benefit from the progress of science, but sometimes they have to fight with uncertainty, and their destiny is overlapped with the destiny of the TEAM. Our motto has resulted from this daily experience: “Together we bring back hope”.

There are a lot of issues regarding early prevention, precise diagnosis and personalised treatment in cancer. Together we can do more for people now facing this terrible disease, as our primary goal should be to give them hope and life. The strategic approach of European oncology, in terms of clinical care and research for the benefit of the patient, is a great challenge and, therefore, a comprehensive collaboration between all OECE members becomes indispensable.

Description of the Centre and history

The “Prof. Dr. Ion Chiricuta” Institute of Oncology (IOCN) was established in 1929 by Prof. Dr. Iuliu Moldovan, under the name of “The Institute for Research and Prevention of Cancer”. It is one of the first cancer centers founded in Europe.



Starting with 1965, the Institute went through a period of modernization, initiated by Professor Ion Chiricuta. This is the reason why ever since August 10th 1990, it bears the name of “Ion Chiricuta” Oncology Institute.

During its 85 years of existence, the Oncology Institute has fulfilled a major role in the oncologic care of patients from the entire country, as well as in the conscience formation and cancer education of many generations of physicians of the most diverse specialities.

The Institute of Oncology is a comprehensive cancer centre of national public interest, with legal personality, subordinated to the Romanian Ministry of Public Health. At the same time, the Institute provides preventive, curative and palliative medical services in the oncology field and carries out education and research activities. In 2007, IOCN was the first oncology centre in Romania to become a full member of the Organization of European Cancer Institutes.

Mission


Our mission is to contribute to the decrease of cancer effects in Romania. In this respect, we implement projects that deal with patient care, prevention and research, the continuous education of all professionals involved, as well as of the public.

Vision

Our vision for the future is to become the top cancer centre both at national and regional level. This is entirely possible, considering the quality of our organization, the excellence in patient care, the research quality, as well as the education provided.

Our values

- Respect for patients
- Continuous improvement of patient care quality
- Professionalism
- Confidentiality
- Team work
- Education, research, creativity, innovation



The “Prof. Dr. Ion Chiricuta” Institute of Oncology (IOCN)
34-36 Republicii Street
400015 Cluj-Napoca
Romania

Institutul Oncologic “Prof. Dr Alexandru Trestioreanu” Bucuresti

Bucharest Institute of Oncology “Prof. Dr. Alexandru Trestioreanu”

www.iob.ro/ro

Referring Number
ID 144
Full Member

Director's foreword

I am deeply honored to represent and introduce The Institute of Oncology “Prof. Dr. Alexandru Trestioreanu” Bucharest (IOB) as a member of OECE. IOB is a comprehensive cancer center that is dedicated to excellence in cancer prevention, diagnosis, treatment, research, and education. It offers preventive, curative, and palliative medical services in the oncologic domain, as well as research and learning opportunities, which we are looking forward to being enhanced by new collaborative works and projects.

Description of the Centre and history

The Institute began to function on December 21st, 1949, when it was initially led by Prof. Dr. Octav Costachel, then by Prof. Dr. Alexandru Trestioreanu. IOB was the first hospital to apply complex methods of treating tumors (chemotherapy, hormone therapy, radiation therapy, and surgery).

At the present moment, the activity of the institute is very complex (over 45,000 outpatient consultations, each year), being represented by the work of medical oncologist, surgeons, radiotherapists and other doctors who take part in the oncological tumor board.

Main research activities

The Institute's research department includes 3 laboratories: Cancer biology laboratory; Chemical carcinogenesis and molecular biology laboratory; Biochemistry and radiobiology laboratory. There is also a section dedicated to molecular biology studies, which allowed the development of methods for experiments of extremely high performance, including NGS.



Clinical oncology is a research-driven specialty: phase II, III and IV international randomized multicenter studies, observational prospective and retrospective studies on patient cohorts and case-control studies are currently conducted in the Institute.

The institute participates in platforms, clusters, associations, and other working group, having experience in working with other oncological centers. IOB has been recognized by ESMO since 2015 and since 2019, the Pediatric Oncology Department is part of the ERN PaedCan.

Core Facilities

IOB core facilities:

- spaces for examination and treatment with chemotherapy, including outpatients
- operating rooms and anesthesia unit
- spaces for diagnostic and laboratory services (including anatomical pathology)
- radiological/imagistic investigations or radioisotopes
- clinical departments
- radiation therapy facilities with the most advanced installations
- research laboratories

Education

Some of our departments (General Surgery and Oncology) are part of the “Carol Davila” UMF, Faculty of Medicine, with a tradition in teaching medical students.

Each year we organize a congress to manifest our involvement in the oncological research, where the last updates in the field are presented, together with the achievements of the Institute's doctors and researchers (“The medical and scientific days of IOB”).

Moreover, IOB is the Headquarters of SNOMR (The National Society of Medical Oncology from Romania, President: Prof. Dr. Dana Stănculeanu). SNOMR is devoted to the care of cancer patients, development of scientific knowledge through research in oncology, medical education and promoting the recruitment of facilities for oncology services.

**Institutul Oncologic
“Prof. Dr Alexandru
Trestioreanu” Bucuresti**
Soseaua Fundeni 252,
sector 2
022328 Bucharest
Romania



Tatarstan Cancer Center “TCC”

Государственное автономное учреждение здравоохранения “Республиканский клинический онкологический диспансер министерства здравоохранения Республики Татарстан”

www.oncort.ru

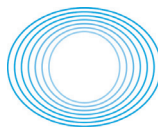


Referring Number
ID 31A
Associate Member

N.N. Blokhin Russian Cancer Research Center

Федеральное государственное бюджетное научное учреждение «Российский научный онкологический центр им. Н.Н.Блохина»

www.ronc.ru



Referring Number
ID 43A
Associate Member

National Medical Research Radiological Centre (NMRRC)

Федеральное государственное бюджетное учреждение «Московский научно-исследовательский центр имени П.А. Герцена» Министерства здравоохранения Российской Федерации

www.mnioi.ru



Referring Number
ID 73A
Associate Member



Organisation
of European
Cancer Institutes
European Economic
Interest Grouping



Oncology Days

11th-14th June 2024 Helsinki, Finland

GENERAL ASSEMBLY
SCIENTIFIC CONFERENCES
AND RELATED EVENTS



DEVELOPING
THE FUTURE IN
COMPREHENSIVE
CANCER CARE

Oncology Institute of Vojvodina

www.onk.ns.ac.rs



Description of the Centre and history

The Institute of Oncology of Vojvodina was founded in 1965 with financial backing from the Republic Health Insurance Fund (NHIF) as part of a project of the Serbian government.

In 1966 the Oncology Institute oversaw the foundation of the Vojvodina cancer registry which collects epidemiological data on tumour types and incidence rates for a population area of over 2 million. The institute also presides over the publication of the only specialised oncology journal in Serbia and provides medical, research and educational facilities for oncology in the province. Oncology Institute is located on a hill "Tatarsko hill" in the center of Sremska Kamenica. Sremska Kamenica lies on the right bank of the Danube and is practically part of Novi Sad, which lies on the left bank of the Danube. Novi Sad is the capital of the Autonomous Province of Vojvodina which is located in the north of the Republic of Serbia.

General information

The IOV in Sremska Kamenica is a highly specialised educational and scientific research institution in the field of oncology, which carries out the most complex specialised, preventive, diagnostic, therapeutic and rehabilitative methods and procedures. The Institute monitors and examines the health status of the population, conducting the registration of patients with cancer and performs other tested, introduced and applied new methods of prevention, diagnosis of tumors, their treatment and rehabilitation, organising expert supervision of the IOV wards and dispensaries in the territory of Vojvodina.

The Institute consists of the following major organisational units:

- Clinic of Internal Oncology
- Clinic for Operative Oncology
- Clinic for Radiotherapy
- Diagnostic Imaging Center
- Center for Nuclear Medicine
- Department of Physical Medicine and Rehabilitation
- Department for pathological-anatomical and laboratory diagnostics
- Department of Epidemiology
- Out-patient Department
- Department of pharmaceutical services
- Department for scientific research and educational activities
- Department for organisation, planning evaluation and medical informatics
- Department for legal and economic – financial activities

Referring Number
ID 32A
Associate Member



Oncology Institute of Vojvodina

Put Dr. Goldman 4,
21204 Sremska Kamenica
Serbia

Biomedicínske centrum Slovenskej akadémie vied Biomedical Research Center of the Slovak Academy of Sciences

www.biomedcentrum.sav.sk



Referring Number
ID 36A
Associate Member

Director's foreword

Cancer research for benefit of patients through improvement of cancer diagnostics, therapy and prevention is one of the key missions of the Biomedical Research Center of the Slovak Academy of Sciences (BMC SAS). This mission has been endorsed through close collaboration with National Cancer Institute and St. Elisabeth Cancer Institute, the major Slovak clinical centers providing complex care to cancer patients.

Description of the Centre and history

BMC SAS is a multidisciplinary institution devoted to basic, translational and clinical research in oncology, virology, endocrinology, neurobiology, immunology and genetics. The Centre was established on January 1st 2016, through merge of five previously independent institutes including Cancer Research Institute, history of which goes back to 1946.

Main research activities

BMC SAS research activities focus on understanding mechanisms of human diseases and co-morbidities that represent major healthcare and socio-economic burden in Slovakia and worldwide, including cancer (primarily colon, breast, pancreatic, testicular tumors and hematological malignancies). Major research topics of the Cancer Research Institute BMC SAS involve molecular mechanisms of cancer, cancer genetics and epigenetics, DNA repair pathways, mesenchymal stem cells in signaling and therapy, tumor microenvironment, mechanisms of chemoresistance, biomarkers for cancer diagnostics, prediction of therapy outcome and stratification of patients, bench-to-bedside translation and prevention strategies.

Core Facilities

Major infrastructures are encompassed in the Laboratory for Cytoanalytics (Altra, Canto II, Aria II and ImageStream cytometers, IncuCyte ZOOM), Bioimaging Laboratory (IVIS Spectrum CT, Zeiss LSM 510 Meta confocal microscope), Animal Facility for Immunodeficient Mice, Outpatient Research Clinic and Centre of Physical Activity (for lifestyle research and tertiary prevention purposes).

Education

BMC SAS is approved to provide PhD education in 10 programs (oncology, molecular biology, virology, microbiology, genetics, biochemistry, normal and pathological physiology, animal physiology, neurobiology, and biophysics). Additional education activities comprise lecturing at major Slovak universities and supervision of diploma theses.



Biomedicínske centrum Slovenskej akadémie vied

Dúbravská cesta 9
84 505 Bratislava
Slovakia

Onkološki inštitut Ljubljana

Institute of Oncology Ljubljana
www.onko-i.si

Referring Number
ID 54 ★
Full Member

Director's foreword

High quality health and medical care as well as intensive endeavors in the field of research and education are the distinctions of the Institute of Oncology Ljubljana that have ranked this institution among the most appreciated cancer centers in Central European countries. The major vision of the Institute of Oncology Ljubljana is to remain the leading cancer center in Slovenia and to retain a distinguished position among the cancer centers in Europe also in the future.

Description of the Centre and history

Institute of Oncology Ljubljana is a public health institution providing health services on the secondary and tertiary levels as well as performing educational and research activities in oncology in Slovenia. It was founded in 1938 and at that time was one of the first comprehensive cancer centers in Europe. As a principal national institution, the Institute supervises programs on the comprehensive management of cancer diseases in terms of prevention, early detection, diagnostics, treatment and rehabilitation, research and education. Also the epidemiology unit, together with the Cancer Registry of Slovenia and the screening registries, provides a comprehensive organisation of cancer epidemiology in Slovenia.



ONKOLOŠKI INŠTITUT
INSTITUTE OF ONCOLOGY
LJUBLJANA

Main research activities

In its capacity of a comprehensive cancer center, the Institute of Oncology Ljubljana is also undertaking research.

The research sector has two divisions: preclinical research, carried out mainly by the Department of Experimental Oncology, and clinical research (treatment and nursing of patients), carried out at the diagnostic and clinical departments as well as other units of medical care sector. Such a division of research allows a rapid transfer of knowledge from preclinical studies into clinical practice via the so-called translational research studies.

Core Facilities

The Core Facilities at the Institute of Oncology are distributed among nine divisions:

- Division of Diagnostic
- Division of Surgical Oncology
- Division of Radiation Oncology
- Division of Medical Oncology
- Medical Care Services
- Nursing of and Care for Patients
- Epidemiology and Cancer Register
- Research
- Administrative Services

Education

Education involves in-house training of the employees as well as education of all medical professions at all levels, students and lay community in oncology. Education is conducted through the organisation of regular seminars, training courses, workshops, medical experts' meetings, and publishing.



Onkološki inštitut
Ljubljana
Zaloška cesta 2
1000 Ljubljana
Slovenia

Vall d'Hebron Barcelona Campus Hospitalari

Vall d'Hebron Barcelona Hospital Campus

www.vallhebron.com/es

Referring Number
ID 133
Full Member



SPAIN

219

Director's foreword

Vall d'Hebron University Hospital is the largest hospital complex in Catalonia and the second in Spain. We offer highly complex healthcare through our public, teaching and community hospital. Vall d'Hebron University Hospital provides care services from birth to old age and is the sum of three centers: the General Hospital, the Maternity and Children's Hospital and the Traumatology, Rehabilitation and Burns Hospital. We are a reference center for the healthcare area of the North of Barcelona, which includes five districts of the City of Barcelona and a population of over 430,000 people. We also work together with primary care centers in Barcelona and offer specialized services. We are the reference of 1,5 million people for tertiary patients in Catalonia. Our hospital is officially accredited by the Health Minister of Spain as the reference of 33 pathologies. According to Europe, we participate in 10 of the 24 European Reference Networks. Vall d'Hebron University Hospital, together with the Vall d'Hebron Research Institute (VHIR), the Vall d'Hebron Institute of Oncology (VHIO), the Multiple Sclerosis Centre of Catalonia (CEMCAT) and the Autonomous University of Barcelona (UAB) are the members of Vall d'Hebron Barcelona Hospital Campus.

Description of the Centre and history

At Vall d'Hebron University Hospital, we have been providing healthcare for more than 65 years. Our history over this time has been marked by major events that have made us the hospital we are today.

- 1955 Vall d'Hebron General Hospital is inaugurated
- 1966 The Nursing School is launched.
- 1967 Inauguration of the Maternity Hospital and the Children's Clinic
- 1967 Inauguration of the Traumatology, Rehabilitation Hospital
- 1971 Incorporation of the Hospital as a teaching unit with the UAB
- 1994 Research at Vall d'Hebron was consolidated with the creation of the Vall d'Hebron Research Institute



- 2005 Creation of the Vall d'Hebron Institute of Oncology (VHIO)
- 2006 New Burns Unit
- 2011 Inauguration of the new Paediatric ICU
- 2012 Inauguration of the Multiple Sclerosis Centre (Cemcat)
- 2013 New clinical laboratories
- 2016 Presentation of the Vall d'Hebron Barcelona Hospital Campus
- 2016 Inauguration of the Surgical Block
- 2018 Inauguration of the new Smart ICU
- 2020 Transformation of the hospital to the COVID pandemic
- 2021 New Emergency process

Main research activities

VHIR is currently made up of 59 research groups, who are investigating hundreds of pathologies from Parkinson's to diabetes, strokes and rare diseases. These groups are organised into 8 research areas: oncology, vascular biology and metabolism, neurosciences, infectious diseases, digestive and hepatic diseases and nursing, immune-mediated diseases and innovative therapies, surgery, and obstetrics, paediatrics and genetics. VHIO's research is centered in the clinical and translational aspects of targeted and precision therapies for cancer including identification/study of molecular alterations, biomarkers (prognostic, predictive, of response/ resistance) and actionable targets. The VHIO counts with 27 research groups devoted to cancer science, under the umbrella of 2 main programs: preclinical/ translational and clinical.

Core Facilities

The Vall d'Hebron Institute of Research portfolio of scientific-technical services consists of the Clinical Research Support Unit; the High Technology unit with its five platforms (Genomics, Metabolomics, Cytometry, Microscopy and Molecular Diagnosis); the Laboratory Animal Service; the Experimental Surgery Unit; the Biobank, containing 12 sample banks; the Statistics and Bioinformatics Unit; and the University Research Organisation platform. We also have the Drug Research Ethics Committee and the Animal Experimentation Ethics Committee.

The VHIO presents the following Core Facilities: Cancer Genomics Group: Develop and implement improved strategies for routine patient pre-screening; Molecular Oncology Group: Discovery and validation of novel biomarkers using tissue-based technologies. Translate basic research findings into clinical application; Proteomics Group (in collaboration with CRG/IRB): Proteomic screening for new biomarkers to assist cancer therapeutics; Bioinformatics Support Unit: Projects range from development of pipelines for data processing to analysis and interpretation of single and multi-omics datasets.

Education

In the university hospitals, research institutes and specialized departments we want to train health professionals through different programs; from the university level through to residency and specialized training, at the same time as having a commitment to continuous professional development for professionals. We have 550 residents of our own, 150 external residents per month, and 170 training placements for specialists at a national and international level.

We welcome students for internships during the Training Cycle of the healthcare professional stream at the Intermediate and Higher level. This time allows them to apply theoretical learning in a real healthcare setting.

The Vall d'Hebron Centre for Advanced Clinical Simulation is part of Vall d'Hebron University Hospital and serves this institution in a cross-disciplinary manner. It is one of the pillars of the Hospital's Teaching Department.

Vall d'Hebron Barcelona Campus Hospitalari

Passeig de la Vall d'Hebron,
119-129
08035 Barcelona
Spain

Fundación Instituto Valenciano de Oncología IVO

IVO Foundation

www.ivo.es

Referring Number
ID 20 
Full Member



ivo
FUNDACIÓN
INSTITUTO VALENCIANO DE ONCOLOGÍA

SPAIN

221

Director's foreword

The IVO is a private non-profit organisation; its resources are dedicated entirely towards treatment, prevention, research and education, with the aim of curing a disease regarded as one of the greatest medical challenges for mankind today.

The technology at the IVO is equal to that found at the world's best cancer hospitals.

The IVO is a reference centre for the treatment of cancer and offers a full range of patient care. This model of dealing with cancer speeds up the diagnosis, allows personalised therapy, and means that the patient and their progress can be monitored by a multidisciplinary team of specialists.

The IVO medical personnel are an excellent team of professionals whose aim is to cure disease, while maintaining a sense of ethics and humanity in their treatment of the patient.

The nursing team at the IVO possesses the high levels of knowledge and skill required for the complete care of every patient, remaining close at hand 24 hours a day.

Description of the Centre and history

With 40 years dedicated to Oncology, the IVO is firmly established among the best reference centres.

This Institution possesses a broad portfolio of specialised services for medical, surgical and related health science disciplines, forming a true multidisciplinary unit, who make possible to provide a continued care.

Our specialists are pioneers in prevention and early diagnosis of disease, as well as in the use of novel surgical techniques that contribute towards a better recovery for the patient, thereby improving their quality of life.

Clinical research is highly important to the cancer centre, and is carried out through participation in national and international clinical trials, collaborating with hospitals throughout the world.

In addition the IVO is an accredited centre for the training of specialists who contribute to the educational growth of the centre.

Main research activities

Clinical trials

Current trials at IVO are 155, 142 correspond to medical oncology (51 breast, 14 prostate, 27 gynecological, 6 melanoma, 12 renal, and the rest are sarcoma lung, urothelial, head and neck). The most relevant are: Phase I / II study of dasatinib, paclitaxel and trastuzumab at first line metastatic breast cancer, Phase III advanced



breast emtastina Trastuzumab, Phase III immunotherapy with autologous dendritic cells in renal carcinoma, Phase III encapsulated liposomal Doxorubicin and carboplatin in recurrent gynecological or peritoneal cancer, Phase I of PMO1183 with doxorubicin in solid tumors.

Academic research

Our institution is participating in different cooperative research initiatives both at National and International level highlighting: the Spanish Network of Biobanks funded by the Instituto de Salud Carlos III; the EurocanPlatform Network (FP7/2007-2013; GA No. 260791), the SAPHELY project (H2020-ICT-644242) and the GenoMel Consortium all funded by the European Commission. Additionally, our institution participates in the International Early Lung Cancer Action Programme (IELCAP) being one of the top five centers with more recruiter capacity.

Active research lines are mainly focused on prostate cancer, melanoma, biobanking, gynecological, colorectal and breast cancer.

Core Facilities

140 Hospital Beds

9 Operating Rooms

85 Outpatient and Examination Rooms

Home Hospitalisation Unit

7 Emergency rooms

37 Day Hospital Posts

Radiotherapy

5 Linear Accelerators

2 High Dose Rate Brachytherapy machines

Nuclear Medicine

1 PET

1 Sentinel node micro-camera

1 Gammacamera

Radiology

2 MRI

6 CT

4 Mammography machines

1 Digital remote control for interventional radiology

4 Ultrasound scanner

Education

Since 1986 the IVO has been accredited by the Ministry of Health, Social Policy and Equality, for Spanish postgraduate medical training in the following specialties:

- Medical Oncology
- Radiation Oncology
- Dermatology
- Hospital Radiophysics

So far 110 doctors have been trained at the IVO

**Fundación Instituto
Valenciano de Oncología
IVO**

C/ Profesor Beltrán
Báguena, 8
46009 Valencia
Spain

Institut Català d'Oncologia ICO

Catalan Institute of Oncology
<http://ico.gencat.cat/ca>

Referring Number
ID 21 
Full Member

Director's foreword

The ICO's mission is to reduce the impact of cancer in Catalonia. We are working on a model of excellence, based on patient-focused. We look for a model that takes into account proximity to the home for the cases of low complexity, and coordination to ensure accessibility to a referral hospital for the pathologies that require a higher technological level, taking into account all the biological, psychological and social needs.

It is a comprehensive model where oncohaematological patients are assessed from the broadest medical and psychosocial point of view. Interdisciplinary teams, integrated into functional units specialised by tumours, guarantee coordinated, rapid and efficient care.

It's also defined by equality. Our network model, which involves several hospitals working together, following the same guidelines (ICOPraxis) and operating in a structured and coordinated fashion, provides the framework for a model based on fairness, in which all patients have equal access to treatment and in the most suitable location.

Our activity is based on three pillars: well-defined care objectives, a work method that focuses on scientific evidence and a continuous evaluation system.



ACCREDITATION AND DESIGNATION PROGRAMME IN THE ACCREDITATION PROCESS



SPAIN

223

Description of the Centre and history

The Catalan Institute of Oncology (ICO) is a public centre working exclusively in the field of cancer. Its approach to the disease is comprehensive, combining, all in one organisation, prevention, care, specialised training and research. The ICO is a public company created in 1995 by the Ministry of Health of the Government of Catalonia. It went into service a year later, operating from the Hospital Duran i Reynals in L'Hospitalet de Llobregat. Seven years later, in 2002, ICO Girona opened its doors, located in Hospital Universitari Doctor Josep Trueta, followed by ICO Badalona a year later, at the Hospital Universitari Germans Trias i Pujol. Currently, ICO is an oncology referral centre for more than 40% of the adult population of Catalonia.

Main research activities

The ICO is a comprehensive cancer centre, and as such it fights the disease through all its areas of action, among which is research. Research features as part of the primordial objective of the ICO, as stated in its founding Articles of Association. One of the objectives of research is to bring its results into contact with healthcare in order to improve the quality of life and aid in the survival of patients.

- Epidemiology research to identify risk factors for cancer
- Development of vaccines for the prevention of cancer
- Research in early detection of cancer
- Clinic and translational research
- Development of strategies for personalised treatments
- Palliative care models

Core Facilities

164 beds
91 day hospital points
11 accelerators

Education

The ICO is a centre of reference in cancer treatment, with experts of both national and international renown. This, together with the importance it gives to training, makes it a pioneer and a centre of prestige in the oncohaematological field.

The Teaching and Training Unit offers:

- *Interdisciplinary education: training in pre- and postgraduate studies of medicine, nursery, pharmacy and psycho-oncology*
- *Training placements at the different units in the centres of the ICO*
- *Internships for schools and certified education centres*
- *E-oncology: on-line oncology training*
- *Consulting in Palliative care*

Institut Català d'Oncologia ICO
Avinguda Gran Via de l'Hospitalet
199-203 08908 L'Hospitalet de Llobregat
Barcelona
Spain

Cancer Center Clínica Universidad de Navarra

<https://cancercenter.cun.es>

Referring Number
ID 155
Full Member 

Director's foreword

The Cancer Center Clínica Universidad de Navarra (CCUN) is a non-profit institution that integrates - in its two locations in Pamplona and Madrid - the healthcare, research and teaching cancer activities of the Universidad de Navarra as a whole. Our mission is to integrate, coordinate and promote that medical care, research and training in oncology through a comprehensive and interdisciplinary vision.

Description of the Centre and its history

Our Cancer Center began its journey in 2018 as a joint initiative of the Clínica Universidad de Navarra, the Cima Universidad de Navarra research center and the biomedical schools of the University of Navarra, although it reflects the evolution of more than 40 years of experience in cancer at our academic institution. The center comprises 206 medical specialists and 115 nurses fully devoted to deal with more than 3,000 cancer patients every year, and 241 full-time researchers focused on cancer projects.

Main milestones:

- 1952 Foundation of the University of Navarra
- 1954 Launching of the School of Medicine and School of Nursing
- 1962 Opening of the Clínica Universidad de Navarra
- 1980 Launching of the Medical Oncology Service of the Clinic
- 1984 Creation of the Department of Medical Oncology and Radiation Therapy of the Clinic
- 2004 Opening of the Cima Universidad de Navarra (center for applied medical research)
- 2013 Launching of the Central Clinical Trials Unit
- 2018 Start of activity of the Cancer Center Clínica Universidad de Navarra
- 2019 Creation of the Advanced Therapies Unit of the Clínica Universidad de Navarra
- 2020 Launching of the Cancer Center Proton Therapy Unit



ACCREDITATION AND DESIGNATION PROGRAMME IN THE ACCREDITATION PROCESS



Clínica
Universidad
de Navarra



Cancer
Center

SPAIN

Main research activities, leading to promising improvement in patient care

The Cancer Center's preclinical and clinical research is carried out by 37 research groups that develop their scientific activity in 12 areas, 8 of them oriented to specific diseases (Gynecological Cancer; Breast Cancer; Melanoma and Cutaneous Cancer; Neuro-oncology, Sarcomas and Pediatric Tumors; Onco-Hematology; Respiratory Tract Tumors; Liver and Digestive Tumors; Urological Tumors) and 4 transversal (Immunotherapy and Advanced Therapies; Radiobiomedicine; Chemical Therapies; and Palliative Medicine). Research in all these areas is based on 4 common pillars: Early detection and intervention, Advanced therapies, Biomarkers and Genomics.

Core Facilities (clinical or research)

Clinical facilities

313 hospital beds (80 for Oncology Patients); 2 adult ICUs and 2 Neonatal and Paediatric ICUs; 2 Day hospital units (32 boxes for Oncology Patients); 1 GMP Radiopharmacy laboratory; 1 GMP Cell Therapy laboratory; 27 operating rooms, 4 hybrid operating rooms and 2 Da Vinci robots; 3 prostate laser machines; 4 MRI and 1 intraoperative 3 Tesla MRI; 2 SPECT-CT and 5 CT; 3 PET; 2 Mammography machines; 2 Neuronavigators; 1 Proton accelerator, 3 linear accelerators and 1 intraoperative linear accelerator; 2 brachytherapy machines.

Research Technological Platforms & Units

Biobank, Bioinformatics, Analytical biochemistry, Flow cytometry, Genomics and Molecular diagnostics, Microscopic image, Radioactive facility, Experimental surgery, Laboratory Animal facility, MicroPET and Morphology.

Education

Every year, the Cancer Center trains 22 residents in the Medical Oncology, Radiation Oncology and Hematology programs, as well as 87 other residents in disciplines also related to the medical and surgical treatment of cancer. Its membership to the University of Navarra allows the Cancer Center's professionals to actively participate in the education of undergraduate, graduate and PhD students of Medicine, Nursing, Pharmacy, Nutrition, Biology, Biochemistry and Psychology.



**Cancer Center Clínica
Universidad de Navarra**
Avenida Pio XII, 36
Pamplona
Calle Marquesado de Santa
Marta, 1
28027 Madrid
Spain

Institut d'Oncologia de la Catalunya Sud Hospital Universitari Sant Joan de Reus

Southern Catalonia Oncology Institute University Hospital Sant Joan of Reus

www.salutsantjoan.cat/ca

Referring Number
ID 164
Full Member 

Director's foreword

The Hospital Universitari Sant Joan de Reus [HUSJR] is a public entity, promoting the welfare of our population and improvements in their wellbeing, offering health services centered upon people with a focus on top quality teaching, research and innovation, in a sustainable environment.

For over forty years, the HUSJR has provided a landmark oncological service for the citizens of southern Catalonia, a region of over 800,000 inhabitants in the province of Tarragona. During the last ten years, this drive to innovate and improve has resulted in the recognition of our hospital as an acknowledged Institute of Cancer: The Southern Catalonia Cancer Institute.

Description of the Centre and its History

The HUSJR is a General Hospital which provides healthcare to a population of 250,000 inhabitants with specialities in Oncology, inter alia to the entire province.

It forms an integral part of the public health service of the Generalitat de Catalunya (CatSalut), belonging to the Salut Sant Joan de Reus Baix Camp EDP.

The Oncology Service, created in 1978, currently IOCS treat some 3,000 new cases of cancer each year. The Institute also directly serves or collaborates with other hospitals in the province, e. Hospital Universitari Joan XXIII (Tarragona extended service), participating in 36 tumor boards. The Institute collaborates closely with 'La Lliga Contra el Càncer', a regional charity covering the territory's patients' requirements such as Self help Groups and Patient Advocacy.



ACCREDITATION AND DESIGNATION PROGRAMME IN THE ACCREDITATION PROCESS

Salut/  Hospital Universitari Sant Joan REUS

SPAIN

227

Main Research Activities

The Centre is affiliated to the Pere Virgili Health Research Institute (IISPV), shared among other institutions (with 5 oncology research groups). The lines of research that define the Oncology Area are:

- Clinical Trial Unit (6 4 active phase II, III and RW; phase I in progress) and translational in new therapeutic strategies for cancer
- Precision Oncology and Multiomic Biomarkers (genomics, transcriptomics and metabolomics)
- Descriptive and analytical epidemiology of cancer.

Core Facilities (Clinical or Research)

SERVICES

Medical Oncology
Radiation Oncology
Cancer Epidemiology and Prevention

UNITS

Integrated Palliative Care and Oncology (ESMO Designated Centre)
Psycho-Oncology
Molecular Biology: hereditary, somatic & liquid biopsymatic & liquid biopsy
Genetic Counselling
Cancer Registry
Screening Programs

STRUCTURE

60 oncology oncology bedsbeds; 32 ambulatory day sites
4 Linear Accelerat

OTHER SERVICES

Surgical, Pathology, Pharmacy, Radiology, Nuclear Medicine, Medical Physics.

Education

- The Institute carries out all training in the fields of undergraduate Oncology, Medical and Radiation Oncology at the Universitat Rovira i Virgili, each of them led by two fulfilled by two full professors.
- The HUSJR provides postgraduate training in Medical Oncology (3 new residents per year) and Medical Physics (1 resident per year).
- The The IOCS provides continuous career development for professionals.



Hospital Universitari Sant Joan De Reus
Avenida Dr. Josep Laporte 2
43204 Reus
Spain

Centro Integral Oncológico Clara Campal

www.hmciocc.com

Referring Number
ID 142
Full Member

Director's foreword

Dr. Antonio Cubillo is Head of the Department of Medical Oncology at the Centro Integral Oncológico Clara Campal, an Associate Professor of Oncology at the University CEU San Pablo, Madrid, , director of Oncology Teaching Program of this cancer center, Director of the master in research in clinical oncology in this university and coinvestigator of the START Madrid Programme of Early Clinical Development in Madrid, Spain.

Description of the Centre and history

The Integral oncology centre Clara Campal (HM CIOCC) is a new concept for the treatment of cancer patients, unique in Spain and an international benchmark, with multidisciplinary, comprehensive and personalised care.

The structure of HM CIOCC responds to an exhaustive analysis of the most effective, efficient and effective models that exist in the world in the field of cancer treatment, after which the American integral model has been implemented, which translates into a multidisciplinary and consensual vision of the oncology patient, in which the patient is treated jointly and without delay by the different specialists involved in the approach to their disease and the possible complications that it may generate.



Main research activities

Regarding clinical research, with 100 clinical trials and 500 patients included per year, we are at the international forefront in terms of volume and complexity. We have the HM CIOCC/START PHASE I Unit, which is internationally recognised by the pharmaceutical industry, with more than 800 patients treated with innovative therapies. In addition, our researchers have accumulated more than 1,000 impact index points, which places us among the international elite.

As lines of innovative research, we have the Liquid Biopsy Programme which, through a simple blood test, we can find out some of the molecular characteristics of some specific types of malignant tumours and continue at the cutting edge in the personalisation of treatment in the different tumour processes of oncology patients.

Core Facilities

We have a day hospital oncology centre with more than 60 outpatient chemotherapy administration stations. We have cutting-edge technology in robotic oncology treatment, such as the Da Vinci robot and Hugo robot, as well as radiotherapy technology with a 64-slice scanner, 3 Tesla closed magnetic resonance imaging, high-field open magnetic resonance imaging, intraoperative resonance imaging, Da Vinci robotic surgical assistance system, PET-CT, nuclear medicine and mammography with a prone table, which allow maximum definition and accuracy of all types of tumours.

Education

At HM CIOCC we not only think about the future of patients, but we are also conscious of the importance of training the professionals of the future.

Degree in Medicine and Nursing with the Camilo José Cela University.

Master's Degree in Clinical and Applied Research in Oncology

Master in EECC from the University CEU San Pablo

Rotations of doctors and external students both national and international

CIOCC's in-house courses (+ 10)

Clara Campal interdisciplinary conferences fostering the relationship between medical specialists and patients.



**Centro Integral
Oncológico Clara
Campal**
Calle Oña 10
28050 Madrid
Spain

Fundación Jiménez Díaz University Hospital

www.fjd.es

Referring Number
ID 159
Full Member

Director's foreword

At Comprehensive Cancer Center University Hospital Fundación Jiménez Díaz, our mission is to provide exemplary, comprehensive, and compassionate care to individuals and families affected by cancer. Through cutting-edge research, innovative treatments, and unwavering dedication, we strive to advance the understanding and management of cancer while empowering patients with hope, dignity, and support throughout their journey

Description of the Centre and history

The Jiménez Díaz Foundation University Hospital, founded more than 80 years ago by Dr. Carlos Jiménez Díaz, has maintained an agreement with the public health system since 1953, through which it provides public health service to Spanish society.

Following the commitments of the group to which it belongs, Quirónsalud has prestigious professionals who carry out care, teaching and research work. Thus, it has agreements with the Autonomous University of Madrid, among other entities, and has its own School of Nursing and its Institute for Health Research (IIS-FJD), created in 2009 by agreement with the aforementioned university. Likewise, with nearly 80,000 m², it is equipped with the highest sanitary technology and offers a wide portfolio of services.



Main research activities

From cutting-edge research at the service of the patient, the latest developments in diagnosis, treatment and follow-up can be offered.

This is made possible by collaboration between clinicians, researchers, and industry partners to accelerate the translation of scientific discoveries into new treatments and therapies. We invest in state-of-the-art technologies and infrastructure:

- Search and identification of new targets for the development of new drugs: in vitro and animal models
- Search and identification of biomarkers of response and toxicity to oncological drugs.
- Integrated Clinical Trials Unit
- Phase Unit-1
- Division of translational research with clinical implication.
- Search for new genetic alterations responsible for cancer susceptibility or risk modifiers.
- Radiobiology
- Immunotherapy in cancer

Core Facilities

Centres: Fundación Jiménez Díaz University Hospital and Proton Therapy Centre - Quirónsalud
Technology: MRI, CT, ultrasound, Da Vinci surgical robot, C-arm, digital mammography, linear accelerator, Proteus One (proton therapy)

Facilities: Day Hospital, Major Outpatient Surgery, 11 central operating theatres, 3 operating theatres for MOS, 6 maternity room, 686 beds, Emergency Rooms, Paediatric Emergencies, Outpatient Consultations

Functional Areas: Gastro-intestinal cancer, Neuro-oncology, Sarcoma, Breast cancer, Melanoma, Head and neck cancer, Endocrine cancer, Lung cancer, urogenital cancer, Hemtological neoplasms, Adolescent cancer

Cross-cutting areas: Cellular and Molecular Pathology Unit, Advanced Clinical Trials Unit, Fertility Unit, Oncology Nursing Area, Palliative Medicine Unit, Oncology Imaging Unit, Spine Pathology Unit, Phase 1 Clinical Trials Unit, Psycho-Oncology Unit, Translational Oncology Division.

Education

We are aware of our commitment to training and teaching in the diagnosis and treatment of cancer, from undergraduate to supra-specialization: for this reason, the center actively participates with the Autonomous University of Madrid in the teaching of students of Medicine, Biology and Biotechnology as well as in the international Doctorate, Master, Preceptorship and Fellowship programs.

Fundación Jiménez Díaz University Hospital

Reyes Católicos 2
28040 Madrid
Spain

Karolinska Institute and University Hospital

www.ki.se

Referring Number
ID 16 
Full Member



Karolinska
Institutet



Karolinska Comprehensive Cancer Center

SWEDEN

Director's foreword

By being a part of the dynamic and integrative collaboration organisation OECE, Karolinska Comprehensive Cancer Center wishes to contribute to the objectives of OECE, including enhanced communication and joint activities among European cancer institutes to accomplish highly advanced future cancer research, education, and cancer care.

Description of the Centre and history

Karolinska Comprehensive Cancer Center brings together cutting-edge expertise in basic research, clinical research, and highly specialized cancer care. The centre is a joint initiative within Karolinska University Hospital and Karolinska Institutet.

Karolinska CCC is the first Comprehensive Cancer Center in Sweden to be accredited according to OECE.

Karolinska University Hospital is one of Europe's leading university hospitals with a special responsibility for highly specialized care. Karolinska Institutet is one of Europe's highest ranked medical universities. Together, we constitute a medical centre that conducts world-leading healthcare, research and education. We have a significant role in the development of health care where new research findings and new treatment methods are continuously implemented to benefit the patients.

Description of the main research activities

Karolinska Institutet is at the forefront of cancer research in Sweden as well as internationally. Research in this area covers all fields from molecular mechanisms and DNA repair to multidisciplinary cancer research and clinical studies. Approximately 350 research groups in 20 of the 22 departments are active in cancer research.

Cancer Research KI is an overarching umbrella organisation and single point of entry to cancer

research at Karolinska Institutet, that includes some 250 research groups and covers the entire spectrum from basic to clinical research, epidemiology, and care sciences.

The aim is to combine cancer research with clinical oncology by bringing together top-level cancer scientists from different disciplines, with the overall goal to generate new scientific discoveries that can be rapidly translated into clinical practice for the benefit of patients and society.

The overall research aims are to improve prevention strategies, develop better prognostication and therapy prediction aiming at improved tailoring of therapies including the development of new therapy concepts and follow-up of these innovations together aiming at decreased morbidity, better care, and decreased mortality.

The basic research aims at understanding the fundamental processes for cancer development at the single cell level, including efforts to understand the detailed molecular alterations in the genes and proteins involved in different pathways in premalignant and malignant clones and surrounding stroma. Basic research is located on both KI Campus Solna and KI Campus Flemingsberg (Huddinge).

Clinical research regarding for example colorectal, breast, gynaecological and endocrine cancers as well as paediatric oncology is located at KI Campus Solna, while for example research on liver, kidney and pancreas cancers as well as research on cell therapy is conducted at KI Campus Flemingsberg. Haematology is represented at both sites.

Core Facilities

Karolinska CCC offers a wide spectrum of research core facilities:

2 Phase-1 units (Solna and Huddinge), Clinical trial Unit including CTO-unit, Karolinska Center for Celltherapies, Clinical Proteomics, Genomics transcriptomics, Histology Labservice, Flow cytometers, Real Time PCR, Bacteria Lab, Confocal Microscope, Counter for Radioactive Isotopes, Elispot, Film Developer, Fluorescence Microscope, Gel Documentation System, Light Microscope with a CCD Camera, Microplate Reader, Microplate Luminometer, Picture Processing Equipment, Sonicator, Spectrophotometry, Ultra Centrifuge, Western Blot Equipment.

Science for Life Laboratory (SciLifeLab) develops, uses and provides access to advanced technologies for molecular biosciences. SciLifeLab is a collaboration between four universities: Karolinska Institutet, Royal Institute of Technology, Stockholm University and Uppsala University, and it combines frontline technical expertise with advanced knowledge of translational medicine and molecular bioscience.

Education

Karolinska Institutet has 16 programs to train medical and paramedical staff where the clinical part of training is conducted at the Karolinska University Hospital, as well as collaboration with three community hospitals. At the undergraduate level the teaching in the cancer field is integrated in the general programs for professional training (physicians, nurses etc).

Specialist training is provided in cancer-related disciplines and continuing professional development is also an important part. KI offers freestanding courses and continuation programmes leading to second-cycle professional qualifications, as well as master's (one and two-year) programmes for international and national target groups. From the master level and onward oncology and cancer biology are specific topics for doctoral programs and courses.

**Karolinska Institute
and University Hospital**
171 76 Stockholm
Sweden



Skånes Universitetssjukhus Skåne University Hospital Cancer Centre

[https:// vardgivare.skane.se/kompetens-utveckling/sakkunnigrupper/cancer-centre](https://vardgivare.skane.se/kompetens-utveckling/sakkunnigrupper/cancer-centre)

Referring Number
ID 96
Full Member

Director's foreword

The Skane University Hospital is located at two sites in the neighboring cities of Malmö and Lund. It has national specialist responsibility for 5 cancer types and regional responsibilities for treatment of rare cancers and other complex diseases in the south Sweden healthcare region, which has a population of 1.8 million.

The Skane University Hospital hosts the South Sweden Cancer Centre that delivers and develops cancer care through expertise that links different specialities and professions together as well as healthcare and academia. The centre is a regional and national competence centre operating with a strong patient focus, which is reflected in patient involvement, quality focus and continuous work to ensure and improve coherent cancer processes. We acknowledge the need to integrate research in everyday clinical work with methods that range from basic research to epidemiology and clinical trials and encourage active research collaborations in areas spanning from prevention to rehabilitation and palliative care. Within our University Hospital system, the CCC structure is developed to promote continuous improvement as well as international networking and benchmarking. Education for all categories of healthcare professionals is another very important mission for Skane University Hospital. For developing our healthcare we strive for evidence based medicine in all medical processes, and hosting the Cochrane Sweden Centre since May 2017, we have standardised procedures for knowledge transfer and implementation.

Description of the Centre and history

The Hospital, founded in 1768, and the University, founded in 1666, have a long tradition of clinical-academic partnerships and the proximity between these institutions promotes collaboration. Cancer research is strong at Lund University with research facilities within and in close association with the Hospital. Shared physician-research positions are common and systems are in place to promote young investigators involved in cancer research. The Skane University Hospital is one of the largest cancer-treating hospitals in the Nordic countries with 8000 cancer patients treated and 68 000 fractions of radiation treatment administered annually, and 140 specialists in oncology and hematology. A phase IV clinical research unit with 20 research nurses is available. The centre develops diagnostics and treatments in national and international collaborations and monitors outcome based on online and updated quality performance measures from some 30 cancer type-specific registers. Multidisciplinary is strongly encouraged with 25 weekly multidisciplinary treatment conferences, several of which are video-based and include the entire healthcare region. Cancer registration is performed on a population-basis under the responsibility of the Regional Cancer Centre South, which is a partner within the South Sweden Cancer Centre. Skane University Hospital is run by Region Skane, the administrative body of Skane.



Skånes universitetssjukhus

SWEDEN

235

Main research activities

The Skane University Hospital and the Lund University closely collaborate around cancer research, and the proximity and shared academic-clinic positions represent key success factors for the centre's research. The overall goals are defined by the vision of the Faculty of Medicine and in the regional cancer plan, which defines the following specific goals:

- Research as part of the clinical responsibilities
- Joint strategic initiatives through close interaction between the leaders of the hospital, the healthcare region and the university
- Increased research output based on cancer register data
- A regional network and a national portal for clinical trials
- To have research nurses at all hospital that treat cancer, as a means of promoting inclusion of patients in clinical trials
- Continuous development and use of the regional biobank
- Ongoing research projects are visualised and promoted through an open database structure. Key profile areas include genomics and proteomics, stromal components and signaling cascades, model systems, prognostic and predictive biomarkers, novel therapeutic targets and molecular epidemiology, academic clinical trials, radiotherapeutics and health economics.

Core Facilities

- A population-based Regional Cancer Register with 98% coverage rate is run by the Regional Cancer Centre South
- Some 30 cancer-specific quality and outcome registers are run in collaboration between healthcare and the Regional Cancer Centre South
- A regional biobank linked to the Region Skane with free-of-charge collection of tumour samples and blood/plasma samples
- A clinical trial unit for phase IV trials in oncology and hematology at the Skane University Hospital
- Statistical and epidemiological expertise at Lund University and at the Regional Cancer Centre South
- Genomics and proteomics platforms with bioinformatics expertise at the Lund University
- A center for molecular diagnostics, a joint strategic initiative between the Faculty of Medicine at Lund University and the Division of Laboratory Medicine, Medical Services, Region Skane
- A unit dedicated to advanced cell and gene therapy with a focus on hemato-oncology under development
- Rapidly developing imaging facilities including PET CT scans and within short a PET MRI and also a 7 Tesla MRI authorized for both research and health use
- The Cochrane Sweden Centre (since May 2017) and the HTA Skane department for evidence based medicine, knowledge transfer and implementation


Education

As a university level teaching hospital, the South Sweden Cancer Centre is responsible for the teaching of students within a range of professions, including medical students, hospital physicists and nurses. Specialist training is provided in several cancer-related disciplines. The centre also provides a number of further educational initiatives as well as education directed at patients and next-of-kin. Graduate students (>70 PhD students in training solely in oncology and hematology) are involved in the fields of basic, translational and clinical cancer diagnostics and treatment as well as epidemiology.

Skånes
Universitetssjukhus
Getingevägen 4
222 41 Lund
Sweden

Sahlgrenska University Hospital

www.sahlgrenska.se

Referring Number
ID 121 
Full Member

ACCREDITATION
AND
DESIGNATION
PROGRAMME



Director's foreword

Sahlgrenska University Hospital is one of the largest in Europe with around 16 700 employees. We have a close cooperation with Sahlgrenska Academy regarding research and education. It is an important step for us to start the process of accreditation to become a Comprehensive Cancer Center, in order to give our patients best possible care and to enhance our focus on clinical and translational cancer research. We believe cooperation is the key to success – with our patients, with industrial partners and within the networks of the OECE.

Description of the Centre and history

Sahlgrenska Hospital was founded in 1782. A special department for cancer care was founded in 1943, made possible through a donation from the former king Gustav V. Today our cancer clinic is part of Sahlgrenska University Hospital with a regional catchment area of 1.7 million inhabitants. We treat all forms of cancer, and we have national care assignments for eight out of ten specific and rare cancer diagnoses. There is a close cooperation between Sahlgrenska University Hospital and Sahlgrenska Academy, and together we form an expansive cancer center. In 2018, we had more than 4 800 new primarily diagnosed cancer patients at our hospital.

Main research activities

Sahlgrenska University Hospital in close collaboration with Sahlgrenska Academy has a great width in cancer research, ranging from preclinical groups, to translational and clinical cancer research groups. There are constantly ongoing research activities that generate high impact publications. A national evaluation of clinical research made during 2018 confirmed our number one position in clinical research in Sweden. We currently (2019) have more than 80 ongoing cancer trials at our clinical trials unit. In several research areas we have intense international collaborations.



Core Facilities

Among other things we have a devoted center for translational cancer research activities and a center for genomics. We also have a special center with the latest imaging technology, including MRI and PET, together with a cyclotron to produce specific nuclides that supplies the PET cameras with radioactive isotopes. In the radiotherapy department we have ten linear accelerators. An expansion to 13 linear accelerators has been decided.

Education

Sahlgrenska University Hospital is involved in the education of medical students, PhD students, oncologists and oncology nurses. A special education for radiographers is being planned. Education is of high priority and is performed in close cooperation with Sahlgrenska Academy.

**Sahlgrenska University
Hospital**
Sahlgrenska
Universitetssjukhus
41345 Göteborg
Sweden



Uppsala University Hospital

www.akademiska.se/en

Referring Number
ID 102
Full Member 

Director's foreword

The Uppsala University Hospital, is the oldest and one of the largest university hospitals in Sweden. The first department was established as early as 1708. We are a full-scale university hospital with 8 000 employees and 1 000 beds and responsible for the cancer treatment in a region with a population of 2 million. The hospital provides multidisciplinary cancer care to patients regardless of age, clinical and translational research facilities, is involved in undergraduate and postgraduate education of medical doctors, nurses and PhD students and has a strong collaboration with the industry.

Description of the Centre and history

The cancer clinic at Uppsala University Hospital was founded 1957, the same year the first patient was treated with protons at The Svedberg Laboratory. Since 2015 the clinic is divided into oncology, hematology, endocrine tumors, radiotherapy, palliative care and clinical research. The allogenic stem cell transplantation program is JACIE accredited and the Endocrine Oncology Unit is an ENETS Center of Excellence and part of the ERN network EURACAN. The first clinic for proton therapy in Scandinavia, Skandion Clinic, is a national project established 2015 and located within the hospital area. Successful cancer research is carried out in close association with the Department of Immunology, Genetics and Pathology, and the Department of Medical Sciences at Uppsala University. Nine professors and clinical researchers at the clinic publish more than 200 papers annually.



ACCREDITATION
AND
DESIGNATION
PROGRAMME

IN THE
ACCREDITATION
PROCESS


AKADEMISKA
SJUKHUSET

SWEDEN

239

Main research activities

Uppsala University Hospital and Uppsala University have a longstanding close collaboration on cancer research which is closely integrated in the clinic and the centre has several internationally renowned groups:

- The centre of excellence for Endocrine tumors, established in 1977
- The JACIE accreditation of the stem cell transplant facility with accompanying research
- The centre of excellence of Mastocytosis
- The Immunotherapy with translational research and investigator driven clinical trials i.e. the first trial of CAR T cells for B-cell malignancies in Europe
- The proximity to the Skandion Clinic in Uppsala with research on proton beam radiotherapy and MRI/Linac
- Outstanding research on several cancers i.e. colorectal cancer, glioma, breast cancer, lung cancer and prostate cancer

Core Facilities

The Clinical Research and Development unit supports clinical trials in oncology. More than 8 000 adult cancer patients at the hospital have been included in a structured longitudinal sample collection effort (U-CAN). Uppsala Biobank is a central repository for the patient samples. From 2018, Uppsala University will host the national biobanking infrastructure for research (BIS/BBMRI.se). The SciLife Lab node at Uppsala University provides access to several national and regional research core facilities for e.g. genomics, proteomics, imaging and drug discovery.

Education

The centre educates medical students and has a joint course at the program as well as participating in other parts of the program. Also, nurses are educated at all levels. Furthermore, the centre has an extensive PhD program with almost all doctors obtaining a PhD and the centre participates in local, national and international courses.



Uppsala University Hospital
Akademiska sjukhuset
SE-751 85 Uppsala
Sweden

Linköpings Universitetssjukhus

Linköping University Hospital cancer center
<https://vardgivarwebb.regionostergotland.se>

Referring Number
ID 141
Full Member 

Director's foreword

The Linköping University Hospital cancer centre (LiUHCC) in the southeast region of Sweden has a catchment area of 1.1 million inhabitants. The hospital is the only referral centre for many cancer diagnoses and cancer treatments in this region. The university hospital is fully integrated with the University, which offers, both, graduate and post-graduate degree programmes in medicine, nursing and biomedical analysis and other related disciplines. Collaborative cancer research groups, which include members from the hospital and university, work with preclinical, translational and clinical cancer studies. We also work to create networks for different cancer diagnoses in Sweden and participate in all national cancer registries. Numerous national and international collaborations are also in place. Accreditation in the OECE network would be a valuable step for us, expanding the reach of our network, while allowing us to initiate new collaborations.

Description of the Centre and history

Linköping University Hospital was established in 1992 but was founded much earlier in 1782. It has been the regional hospital since 1960 and a teaching hospital since 1970. Linköping University was founded in 1975, and since its inception, there has been a close collaboration between the hospital and the university. The collaboration focuses on developing new approaches to research and education. This has resulted in both problem-based learning and cross-border research collaborations to address complex research issues. Many doctors and nurses have combined roles, working between the two units, thus enhancing the close collaboration.

Region Östergötland has more than 8,000 medical employees and receives more than 1 million patients visits per year from the southeast region of Sweden. As the hospital has a large geographic catchment area for cancer patients, regional multidisciplinary treatment video conferences are held on a weekly basis. All clinical data for the cancer patients is recorded in national, population-based, diagnose-specific registries which are managed by The Regional Cancer Center Southeast Sweden (RCC Southeast Sweden). Linköping university Hospital operates under the auspices of Region Östergötland, which is the administrative body of Östergötland.



ACCREDITATION AND DESIGNATION PROGRAMME IN THE ACCREDITATION PROCESS



SWEDEN

241

Main research activities

LiU Cancer is a research network for scientists and health care professionals at Linköping University and Linköping University Hospital. The network includes independent researchers and affiliated groups, who conduct research related to cancer diagnosis, pathogenesis and treatment. A unique aspect of LiU Cancer's activities is that it engages scientists from a wide range of disciplines – from clinical application to engineering. By supporting interdisciplinary research, we build on the strengths of Linköping University and the regional health care system to form a high-profile cancer research environment that strives to improve patient care and survival. Our primary specialisations are molecular cancer research for the treatment of leukaemia; translational and molecular processes in pancreatic, colorectal and breast cancer; cancer pharmacology; and structural biology. We also continue to expand our clinical nursing research activities in HPB cancer. This includes a supercomputer center with numerous AI-applications, including digital pathology; visualisation and imaging; and CMIV, as well as "triple helix", a collaboration between the university and industry (CMIV, AIDA, ESMT (East Sweden Medtech) and GMS southeast (Genomic Medicine Sweden)).

Core Facilities

Core Facility is a collaboration between the Faculty of Medicine and Health Sciences and Region Östergötland and is a research infrastructure consisting of several platforms that collectively provide cost-effective access to advanced instrumentation, training, consultation and qualified specialist services within the following areas: Mass Spectrometry; Flow Cytometry and CyTOF Mass Cytometry; Molecular biology; Microscopy; Zebra fish embryos and Bioinformatics. Our specialised laboratories are equipped with unique, state-of-the-art instruments and services and are managed by scientists with the technical expertise and research experience needed to assist fellow researchers. Core Facility is open to all internal and external research groups.

Education

Linköping University (LiU) offers 30 international programmes in a wide variety of subject areas, with more than 2,400 international students out of 35,000 total students. As a university level teaching hospital, students study within a range of professions, with 22 full programmes that include medical students, hospital physicists, biomedical analysts, physiotherapists and nurses. There are 500 graduate students involved in the fields of basic, translational and clinical cancer diagnostics, as well as cancer nursing research, and more than 60 PhDs are awarded each year.



**Linköpings
Universitetssjukhus**
Region Östergötland
SE -581 91 Linköping
Sweden

Norrlands
Universitetssjukhus
University Hospital of Umeå
www.regionvasterbotten.se

Referring Number
ID 136A
Associate Member



Director's foreword

Umeå University Hospital is a referral center for cancer care of the Nordic region of Sweden, comprising more than 50 % of Sweden's geographical area. The work involves clinicians in the whole region and provides education, innovation and research in addition to advanced hospital care. Due to the large area of the region, new technic with video and other distance solutions is used both for contact with patients and for education and consultation. Our contribution to OECI could be our perspective and experience of cancer care and personalized medicine in our large region.

Description of the Centre and history

Cancercentrum consists of oncology, haematology and palliative care including radiotherapy, stem cell transplantation according to the JACIE accreditation and clinical research. During the last year more than 100 clinical studies in different phases is ongoing at the clinic. Our goal is to include up to 20% of our patients into a clinical trial often in close collaboration with other departments that are performing integrated diagnostics and treatment such as imaging, pathology and surgery. Our clinic has one MR-PET dedicated for research. Between 2018-2020 there was nearly 200 papers published from members at the institution. During the last decade, the clinic has led several clinical studies with impact on further treatment modalities such as HYPO (HYPO-fractionated radiotherapy (HYPO-RT) of intermediate risk localised prostate cancer) and Artscan (Accelerated radiotherapy of squamous cell carcinoma of head and neck).

Core Facilities

One MR-PET dedicated for research, a cyclotron for examination and research. A modern Oncology molecular biology lab. Several blood samples in research biobanks, approximately 200 000 samples. Our Clinical Research Unit, KFE, with research nurses and core facilities for clinical trials.

Education

We continuously educates and examine medical students, nurses and other health professionals.



Norrlands
Universitetssjukhus
Norrlands Universitetssjukhus
901 85 Umeå
Sweden

The largest network of Cancer Centre and Institutes across Europe and beyond its borders

AUSTRIA
BELGIUM / BULGARIA
CHILE / COLOMBIA
CROATIA / CIPRUS
CZECH REPUBLIC / DENMARK
ESTONIA / FINLAND / FRANCE
GERMANY / GREECE / HUNGARY / IRELAND
ITALY / JORDAN / LATVIA / LEBANON / LITHUANIA
LUXEMBOURG / MOLDOVA / NORWAY / POLAND
PORTUGAL / ROMANIA / RUSSIA FEDERATION / SERBIA
SLOVAKIA / SLOVENIA / SPAIN
SWEDEN / SWITZERLAND / TANZANIA
THE NETHERLANDS
TURKEY / UKRAINE
UNITED KINGDOM
VIETNAM



Organisation of European Cancer Institutes
European Economic Interest Grouping

Comprehensive Cancer Centre Zürich (CCCZ)

www.usz.ch/en/clinic/comprehensive-cancer-center-zuerich

Referring Number
ID 116A
Associate Member



Director's foreword

The Comprehensive Cancer Center Zurich (CCCZ) is a strategic alliance of the University of Zurich (UZH) and the University Hospital Zurich (USZ), including the Balgrist University Hospital and the University Children's Hospital Zurich.

Description of the Centre and history

CCCZ strives for excellence in cancer medicine and cancer research, tight collaborations between scientists and physicians, and professional education and training in oncology. Our 17 interdisciplinary organ centers offer cancer patients a precise and swift diagnosis, innovative treatment options, and personalized care.

Main research activities

At CCCZ, scientists and clinician scientists from around 60 research groups and clinical departments work closely together to streamline the translation of scientific discoveries into clinical application. The overall aim is to develop novel diagnostic and therapeutic concepts towards precision oncology.

Core facilities

As a multidisciplinary research platform, CCCZ facilitates cutting edge research on the molecular and cellular mechanisms of cancer, the establishment of novel preclinical disease models, the development of innovative technologies and the (pre)clinical testing of novel diagnostic and therapeutic approaches.

Education

The CCCZ Education Program offers interdisciplinary training and education for professionals on all aspects of cancer research and cancer medicine. Our aim is to train the next generation of talented researchers and physicians in oncology. The CCCZ outreach program informs and engages patients, relatives and the society about all aspects of cancer.



Comprehensive Cancer Centre Zürich (CCCZ)
Rämistrasse 100
CH-8091 Zürich
Switzerland

The Aga Khan Hospital, Dar es Salaam

www.akdn.org

Referring Number
ID 125A
Associate Member



Director's foreword

Tanzania is facing a rapid increase in the burden and prevalence of cancer. In 2014, The Aga Khan Hospital, (an institution of the Aga Khan Health Service of Tanzania), launched its cancer programme by establishing a state-of-art chemotherapy and surgical oncology. The Hospital is rapidly growing, becoming a reference cancer centre in the Region.

Description of the Centre and history

The Aga Khan Health Service of Tanzania is the oldest no-profit private health care institution, celebrating its 90 years of existence. The Hospital evolved from a dispensary in Dar es Salaam in 1929, to a 170-beds centre, a world-class health care facility, providing specialised care, combined with cutting-edge technology and highly skilled human resources. The Hospital provides advanced clinical programmes in all the medical specialities, supported by advanced diagnostics, integrated surgery rooms and sophisticated emergency departments.

The Hospital is the only one in Tanzania receiving in 2016 the prestigious gold standard quality accreditation from the Joint Commission International (JCI), confirmed in 2019. Besides JCI, the Hospital is also ISO 9001 and SADCAS-certified for pathology.

Main research activities

The partnership between the Hospital and the Aga Khan University encompasses joint research activities, from prevention to screening, other than basic, and translational research. The Hospital, in partnership with other 3 main cancer hospitals in the country, gave origin to the innovative public-private-partnership "Tanzania Comprehensive Cancer Project" (TCCP), jointly funded by AFD and the Aga Khan Foundation, to promote common programmes of cancer research and care.

Core Facilities

The Hospital is connected to 23 outreach and primary health care facilities that bring together accessible comprehensive cancer services for prevention, screening, diagnosis, treatment, palliative care, survivorship and rehabilitation also at national level.

Education

The Aga Khan University and the Aga Khan Hospital, offer postgraduate residency programmes in Internal Medicine, Surgery, Family Medicine, and short-term training courses for palliative care, chemotherapy, biotherapy, and continuous medical education for doctors, nurses and technicians. Moreover, the Hospital accepts over 60 medical, nursing and Allied health interns from the MoH of Tanzania, and exchanges medical students and volunteers from all over the world.



The Aga Khan Hospital, Dar es Salaam
Barack Obama Drive
Ufukoni Street
Box 2289
Dar es Salaam
Tanzania

Netherlands Cancer Institute

www.nki.nl

Referring Number
ID 1 
Full Member

Director's foreword

Various site visits and performance reports rank the Netherlands Cancer Institute among the most prominent Comprehensive Cancer Centres (CCC) in Europe and especially its performance in translational research programs is considered to be outstanding. The designation as CCC by the OECE and our participation in - and contribution to – developments on European level are important matters as it stimulates us to benchmark our performance and give opportunity to share our experiences. It is the ambition of the Netherlands Cancer Institute to keep improving its patient care and research performance and to keep contributing to practice changing innovations.

Description of the Centre and history

The Netherlands Cancer Institute was established on October 10th, 1913. The founders, Rotgans, professor of Surgery, De Bussy, publisher, and De Vries, professor of Pathology, wanted to create a cancer institute 'where patients suffering from malignant growths could be treated adequately and where cancer and related diseases could be studied'. They bought a house on one of the canals in Amsterdam and named it the 'Antoni van Leeuwenhoek Huis', after the famous Dutch microscopist. The clinic had room for 17 patients, while the laboratory could accommodate 8 to 10 scientists. Nowadays, the organisation employs 2,435 people of which amongst others 750 scientists and scientific support personnel. In 2015 the hospital will have 152 medical specialists, 210 beds, an outpatients clinic that receives 29,000 patients each year, 10 operating theaters and 11 radiotherapy units. It is the only dedicated cancer centre in the Netherlands and maintains an important role as a national and international center of scientific and clinical expertise, development and training.



ACCREDITATION
AND
DESIGNATION
PROGRAMME

OECE
COMPREHENSIVE
Cancer Centre

NETHERLANDS
CANCER
INSTITUTE
ANTONI VAN LEEUWENHOEK

THE NETHERLANDS

247

Main research activities

The Netherlands Cancer Institute is active in the full translational research spectrum and has facilities for fundamental, early and late translational and clinical research. Most of the research is investigator initiated and the majority of projects is funded from competitive sources.

Core Facilities

In patient care the institute has an innovative radiotherapy facility in which software development for image guided treatments is a prominent feature. In cooperation with other groups and universities in Amsterdam and Utrecht (NL) a proton therapy center and MR-Linac (an integrated MRI guided radiation therapy system) are scheduled for installation in the near future. An innovative surgery complex enabling image guided surgery will be operational in 2015. Furthermore, the Netherlands Cancer Institute is a center for translational tumor immunology in the Netherlands, has a number of high throughput sequencing facilities and has one of the most state-of-the-art animal research facilities in Europe.

Education

Being a comprehensive cancer centre combining state of the art research facilities and an hospital, the Netherlands Cancer Institute transfers specialized and updated knowledge to scientists, clinicians, technicians, nurse specialists, postdoctoral fellows and (Ph.D./masters) students of various nationalities. The institute offers a stimulating and interactive (research) environment with state of the art facilities.

Artist's impression of the new innovative hybrid operation room at the Netherlands Cancer Institute.



Netherlands Cancer Institute
Plesmanlaan 121,
1066 CX Amsterdam
The Netherlands

Maastricht University Medical Centre+ Comprehensive Cancer Centre GROW, School for Oncology & Reproduction

www.mumc.nl

www.maastrichtuniversity.nl/research/grow-school-oncology-and-reproduction

Referring Number
ID 74 
Full Member

Director's foreword

In the Maastricht Comprehensive Cancer Center (MCCC) we work together with partners inside and outside Maastricht to provide the best possible oncological care and improve health in the region through integration of patient care, scientific research and education. We provide patient-oriented, multidisciplinary care and study ways to improve the outcome of oncological (pre-)care along the continuum from prevention to aftercare with a strong focus on 'survival with preservation of function'.

Within the oncologic network southeast Netherlands (OncoZON), MCCC cooperates with nine other hospitals with the purpose to provide the best possible oncologic care for all patients regardless of the hospital where they enter.

The long term objectives are:

Continuously improving oncological prevention and care.

Strong focus on preservation of all functions determining health (bodily functions, mental well-being, daily functioning, social participation, meaning, quality of life).

Translation of fundamental knowledge into novel prevention, diagnostic and treatment solutions.

Offering every patient in the region the best possible care and improving health in the region.



Maastricht UMC+



Description of the Centre and history

In the past years Maastricht UMC+ opened the new outpatient oncology center, a facility adjacent to the main hospital, and a new oncologic outpatient day care chemotherapy unit both designed along the concept of multidisciplinary clinical care pathways in a 'healing environment'. The inpatient care is organized along the same patient centered principles rather than the traditional medical specialties. In 2019 MCCC provided cancer care for more than 8600 new patients.

Research

GROW-School for Oncology and Developmental Biology aims to prevent cancer, improve diagnosis, increase survival rates, and maintain optimal functional abilities for cancer patients. By collaborating closely with Affiliation Professors working in non-academic hospitals in OncoZON the link is made between MCCC and its partners.

Research is organized in three programs. The programme 'Prevention' aims at establishing the potential role of environmental factors and lifestyle in cancer development and progression in order to develop targeted strategies for disease prevention. The programme 'Innovative Cancer Diagnostics & Therapy' aims at studying, developing and improving novel therapeutic approaches for personalized cancer treatment, and the programme 'Basic and Translational Cancer Biology' aims at unravelling basic (epi)genetic and cellular mechanisms that underlie carcinogenesis with the aim to develop and implement innovative diagnostic and therapeutic procedures.

In 2019 there were 408 papers in peer reviewed international journals and 40 PhD theses.



**Maastricht University
Medical Centre**
Maastricht UMC+
P. Debyealaan 25
6229 HX Maastricht
The Netherlands

University Medical Center Groningen Comprehensive Cancer Center (UMCG-CCC)

www.umcg.nl

Referring Number
ID 103
Full Member 

Director's foreword

The University Medical Center Groningen Comprehensive Cancer Center (UMCG-CCC) is the largest cancer center in the Northern Netherlands, providing high quality multidisciplinary cancer care to all cancer patients. The UMCG-CCC focusses on complex and innovative cancer care. A growing number of regional cancer networks has been established to share our expertise with other cancer health care providers, enhancing the quality of cancer care in the entire region. The central research theme of the UMCG "Healthy Ageing" is reflected in our cutting-edge research activities to achieve our main goal, i.e. more cancer survivors with better quality of life.

Description of the Centre and history

The UMCG is uniquely located in the city center of Groningen. More than 13000 employees provide patient care, are involved in medical education and perform e scientific research, focused on 'healthy and active ageing'. There are 3.5 million inhabitants within UMCG's catchment area. The UMCG is one of seven university medical centers in the Netherlands.

In 2015, UMCG founded the UMCG-CCC, to further enhance high quality medical care for oncologic patients, fully integrated with preclinical and clinical research and education and training. The UMCG-CCC accommodates 24 multidisciplinary tumour boards and 10 recognized tumour expertise centres.

Main research activities

All fundamental, translational and clinical oncologic research activities are brought together into the Cancer Research Center Groningen (CRCG) of the UMCG-CCC, with various research programs.

The research activities share the overall perspective of 'healthier and longer lives of cancer patients through improved care'. This will ultimately lead to:



University Medical Center Groningen

- Early detection
- Personalised precision cancer therapy
- Reducing the unintended side effects of treatment on normal tissues and
- Improving the quality of life of cancer patients.

Core facilities

In the UMCG-CCC the patient is the central point of focus. A dedicated outpatient clinic for all oncologic patients is located at the north part of UMCG. The outpatient clinic is a unique facility that has been built with a single purpose in mind: to ensure top-quality, efficient and patient-centered care in a peaceful and warm environment.

At present, the UMCG is working on highly innovative cancer treatments and technologies, including

- proton therapy
- micro-invasive and image-guided surgery
- molecular diagnostics and targeted therapies, including immunotherapy and cellular therapeutics.

In 2018 the UMCG treated the first patients in the Netherlands with proton radiation therapy, in the newly built UMC Groningen Proton Therapy Center (GPTC) on the campus of the University Medical Center Groningen.

Another important recent development is the on-site production of CAR-T cells in our hospital pharmacy since 2020. CAR-T cells are currently used in lymphoma treatment, and UMCG is leading a national study to evaluate the cost-effectiveness and quality of on-site CAR-T production.

Education

The UMCG collaborates closely with the University of Groningen; approximately 4100 students are trained as physicians, dentists and movement scientists. More than 600 physicians are trained as medical specialists.



**University Medical
Center Groningen
Comprehensive Cancer
Center (UMCG-CCC)**

Hanzeplein 1
9700 RB Groningen
The Netherlands

Erasmus MC Cancer Institute

Erasmus MC Kanker Instituut

www.erasmusmc.nl

Referring Number
ID 49 
Full Member

Description of the Centre and history

As of November 2013 all patient care, research and education at Erasmus MC related to cancer is concentrated at Erasmus MC Cancer Institute. Both nationally and internationally, we provide excellent cancer care and treatment and ground breaking, innovative research to make sure that increasingly people survive cancer, are cured from cancer and have a better quality of life.

Main research activities

Our ground breaking research in the fight against cancer paves the way for new, promising treatments and improvements in quality of patient care. New discoveries within our institute can be implemented quickly in our academic setting. Our researchers are internationally renowned.

Core Facilities

Our specialists are highly experienced in diagnosing and treating virtually all cancer types, ranging from the most common to the rarest forms of cancer. We combine our expertise with advanced cancer therapies and innovative treatments and we provide complex, high quality academic care which is based on our scientific research.

Patients receive treatment from a dedicated multidisciplinary team of cancer experts. For each tumor type, groups of specialists work together to guarantee the best available care.



ACCREDITATION
AND
DESIGNATION
PROGRAMME

IN THE
ACCREDITATION
PROCESS

Erasmus MC
Universitair Medisch Centrum Rotterdam



Education

Erasmus MC Cancer Institute uses its talents to train tomorrow's healthcare professionals and enables them to treat cancer most effectively and to be involved in top of the bill research programs. We train the best specialists, scientists, technicians and nurses and by doing so build a strong network of the best healthcare professionals in the field of cancer.



Erasmus MC Cancer Institute
Dr. Molenwaterplein 40
3000 CA Rotterdam
The Netherlands

Director's foreword

Oncology is one of the strategic priorities of Rijnstate. Our oncology centre stands for distinctive quality and optimal patient centeredness. External audits and benchmarks show that Rijnstate holds a stable position on quality at the top of the largest hospitals in the Netherlands, and we are truly proud of that. As one of the largest cancer centres in the Netherlands, we offer nearly all types of cancer care. We focus on providing care, which we are demonstrably better at than the average hospital. We do this with efficient and patient-centered care and a scientific basis. We work with specialised (Netherlands Cancer Institute) and academic centres (Radboud University) in comprehensive cancer networks. In addition, we operate under the name A.R.T.Z. Oncology Centre, along with hospitals in the region. The strength of this partnership is to share knowledge and experience to ultimately provide the best quality of cancer care in the region. By participating in the OECE, we expect to further improve our quality and strengthen our cancer centre performance as well as the profile of our network cooperation.

Description of the Centre and history

Rijnstate is a top-clinical teaching hospital. Our direct service area covers approximately 450,000 residents. Every year, we treat approximately 2,000 new cancer patients. In the field of oncology, Rijnstate is a supra-regional centre of excellence for breast cancer, lung cancer, stomach cancer, colon cancer, prostate cancer, kidney cancer, bladder cancer and blood cancer.

In 2016, Rijnstate opened a new building for our oncology centre in Arnhem. This centre handles outpatient diagnostics and –care and chemotherapy daycare for patients with cancer. We used the principles of a healing environment and patient-centred care for its design. For instance, patients who (may) have breast cancer will follow all of the diagnostic pathway steps - including radiodiagnostics at the centre. From 2017 the oncology department is structured as an "integrated practice unit" and all relevant staff (including medical) is organised within the multidisciplinary unit.

A.R.T.Z.: Regional Cancer Network

The regional collaboration A.R.T.Z. (Alliantie Regionale Topzorg) was set up to keep the highest quality cancer care accessible to residents of the region. By sharing knowledge and experience



and forming specialised teams for each type of cancer, we, as A.R.T.Z., offer care that meets the highest quality standards to our patients with (suspected) cancer. In 2012, the collaboration for cancer treatments which are relatively rare started, such as the surgical treatment of stomach, lung and liver cancer. Late 2014, the collaboration was intensified. Regional cancer treatment pathways have been uniformed for the lung cancer, breast cancer, urologic- and gastrointestinal oncology. Specialist teams have multidisciplinary consultations with each other and exchange data on quality indicators. Moreover, A.R.T.Z. has a formalised partnership with the Radiotherapy Group in the field of radiotherapy. The locations in Arnhem and Ede have access to linacs; 5 in Arnhem and 2 in Ede. The catchment area of the A.R.T.Z. Oncology Centre covers about 1 million residents. Every year, as A.R.T.Z., we treat approximately 4,500 to 5,000 new oncology patients.

Main research activities

Doing research and developing innovations is essential for a top-clinical hospital. Rijnstate carries out or participates in scientific research to improve the care of oncology patients. We carry out tumour-oriented research and we specifically occupy a later position in the translational chain so we are closer to the implementation in practice. Therefore, cooperation with the business and industrial partners is of great importance. We also involve universities, municipalities and health insurers. For example, we closely collaborate with the Radboud University Nijmegen Medical Centre and the University of Twente.

Because of the collaboration in the oncology centre, we will also be able to do much more multidisciplinary research in the future. An example of this is the DNA-directed cancer research in the Center for Personalised Cancer Treatment (CPCT), a national sequencing facility. CPCT endeavours to offer each patient a personalised treatment against cancer, which is based on the genetic properties of the patient's tumour. In this way, we try to avoid inefficient treatments. Rijnstate has been doing CPCT research since early 2016.

Core facilities

- Fully equipped surgical complex, with 2 surgical Da Vinci robots
- European training centre for robotic surgery
- Immunotherapy Centre for Lung Cancer
- Radiotherapy via the radiotherapy group, located next to Rijnstate Arnhem (5 linacs) and Ede (2 linacs)
- Regional Center for preventive Colorectal screening and certified gastroenterologists
- Member of the largest pathology lab cooperation in The Netherlands.
- Long standing expertise in (ESMO accredited) palliative care services.

Education

Rijnstate is among the 27 large training hospitals in the Netherlands to provide highly specialised medical care. Rijnstate is a teaching hospital and collaborates to provide full (or a part of) the training for 26 medical specialties. In total 100 residents are employed annually and, every year, 450 medical students do their internships at Rijnstate.

Rijnstate
Wagnerlaan 55
6815 AD Arnhem
The Netherlands

OncoZON Cancer Network



IN THE
ACCREDITATION
PROCESS

Referring Number
ID 74
Linked Member 

Director's foreword

OncoZON, the oncologic network Southeast Netherlands, is a unique network in the Netherlands which has existed for more than ten years. Since 2016 all oncologic institutes of the region have affiliated and in 2021 all institutes have signed one comprehensive agreement for the whole of oncology with one mission: the same, best oncological care for every patient in the region.

Description of the Centre and history

OncoZON is a collaboration between one university hospital, four top clinical hospitals, four general hospitals, and one institute for radiotherapy covering the whole of oncologic care in the South-East of the Netherlands (ca. 2 million inhabitants). Due to its organization and cooperation it is able to function as one single organization at different locations.

Core Facilities

The network provides the full spectrum of diagnostic, treatment and aftercare options for all types of cancer. It enables the use of the full spectrum of highly specialized diagnostic and therapeutic equipment. All institutions are contractually committed to following the same procedures and protocols which are developed in 16 regional tumor working groups in which each hospital participates.

Main research activities

The (research) focus of OncoZON is 'survival with preservation of function' and following the philosophy of 'Positive Health' of Machteld Huber meaning improvement of health of the community and restoration of all functions determining personal health, being bodily functions, mental well-being, daily functioning, social participation, meaning, and quality of life. All (clinical and) research lines are committed to this focus and have a strong translational character.

(Patient-related) scientific research is a standard agenda item in the regional tumor groups to promote research collaborations and expand the inclusion of patients in clinical trials.

The number of scientific publications amounts to more than 500, more than 120 clinical studies are running, and more than 50 PhD theses are finished yearly.

Education

The full spectrum of education (academic, post graduate, nursing, etc.) is given. Medical bachelor and master education follows the principle of problem based learning and for all employees there is a strong focus on and support for continuing professional development. Within the network partners assist each other to achieve the required standards of training and educating.



The annual Forum for dynamic exchange, creative thinking and cooperation



IKNL Integraal Kankercentrum Nederland

Netherlands Comprehensive Cancer
Organisation

www.iknl.nl

Referring Number
ID 66
Full Member

Netherlands comprehensive cancer organisation (IKNL)

Netherlands comprehensive cancer organisation (IKNL) is the quality institute for oncological and palliative research and practice. IKNL collaborates with healthcare professionals and managers and patients on the continuous improvement of oncological and palliative care. With data from the Netherlands Cancer Registry (NCR), we enable health care professionals, policy makers and others to reflect on cancer care and prevention.

Improved technologies and medicines are leading to new treatments in oncological and palliative care. This demands further specialisation on the part of professionals and sets higher requirements for their collaboration. At the same time, there is a growing demand for transparency regarding the effectiveness and efficiency of treatments, such as the responsible use of new medicines.

As the knowledge and quality institute for oncological and palliative care, IKNL responds to these changes. We collaborate on continuously improving the quality of oncological and palliative care. IKNL assists in policy-making and the development of creating networks such as the Comprehensive Cancer Networks (CCNs) and consortia for palliative care.



Netherlands Cancer Registry

The Netherlands Cancer Registry (NCR) is the oncological hospital registry in the Netherlands with data on all cancer patients. Data are available on national level from 1989 onwards. The recording of data in this database is performed by registration employees of IKNL. The NCR comprises information on newly diagnosed cancer patients in the Netherlands, including cancer diagnosis, tumour staging (according to the TNM-classification developed and maintained by the Union for International Cancer Control (UICC)), tumour site (topography) and morphology (histology) (according to the WHO International Classification of Diseases for Oncology (ICD-O-3)), co-morbidity at diagnosis and treatment received directly after diagnosis.

Aims

IKNL aims to provide insight in the characteristics and magnitude of cancer in the Netherlands. Data from the Netherlands Cancer Registry are used for several purposes:

- to support epidemiological studies
- to support and evaluate clinical studies
- to develop and evaluate guidelines
- to evaluate screening programmes
- for (inter)national comparisons of incidence and survival
- to answer political questions and for the development of policy of institutes and government
- for descriptive statistics in studies on clusters of cancer.

Research

Data from the NCR currently are used in over 200 publications per year in peer reviewed medical journals and have a proven impact on cancer. For example, quality improvement based on insights from the NCR resulted in decreased postoperative hospital mortality rates, being most outspoken for patients with pancreatic cancer: from 24 to 4%. The NCR is also used as a primary source for evaluating effectiveness of treatment. Prediction models based on NCR data help individual patients and care professionals in shared decision making.

IKNL's clinical trials office supports more than 30 clinical trials each year, including more than 2500 patients in clinical trials.

**IKNL Integraal
Kankercentrum
Nederland**

IKNL, location Utrecht
Postbox 19079
3501 DB Utrecht
The Netherlands

Radboudumc Centrum voor Oncologie

Radboudumc Centre for Oncology

www.radboudumc.nl

Referring Number
ID 85
Full Member

Director's foreword

To have a significant impact on cancer care is the ambition of the Radboudumc Centre for Oncology. By integrating education, science and care this is achieved by the 2500 doctors, nurses, teachers scientist and many other professionals on a daily basis. Our focus on the needs and wishes of our patients inspire us to offer the highest quality of care, and continuously improve it. Our care is organised in multidisciplinary teams dealing with specific tumor types. In these teams patients are discussed in the tumor boards, but also the opportunities that research offers. Our role as an Academic oncology centre gives us the responsibility to be a last resort for complicated clinical problems, rare cancers and highly complex interventions. At the same time we strongly believe that high quality care should be given as close to where a patient lives as possible. Our care is therefore organised in regional comprehensive cancer networks. The Radboudumc Centre for Oncology offers cancer care in the broadest sense, but in research there is a focus on 5 themes: Rare Cancer, Urological Cancer, Cancer of the Digestive tract, Cancer development and the immune system and Women's Cancer.

Description of the Centre and history

Radboud university medical center is a leading academic center for patient care, education and research, with the mission 'to have a significant impact on healthcare'. Our activities help to improve healthcare and consequently the health of individuals and of society. We believe we can achieve that by providing excellent quality, participatory and personalised healthcare, operational excellence and by working together in sustainable networks.

Main research activities

The research in Radboudumc is organised in the 19 disease-oriented research themes, where of 5 are focused on cancer research. The cancer research relevant themes are:

- Cancer development and immune defense



- Rare cancers
- Tumors of the digestive tract
- Urological cancers
- Women's cancers
- Within the theme the broad spectrum research is represented from Molecule to Men to Population, which strengthens the research lines. The main goal "... to have a significant impact on healthcare" is reached by close collaboration of clinicians and the fundamental researchers.

Core Facilities

Within the research structure of Radboudumc the number of technological and non-technological facilities are available organised in Technology Centers.

The following multi-institutional platforms are both used and supported by all oncologic research themes:

- Imaging, including PRIME (the Preclinical Imaging Centre, which was established in 2011)
- High-throughput genomics
- Proteomics
- Clean-room facilities
- A unit for the clinical application of new drugs
- A unit for psychosocial research tools
- Biostatistics
- The microscopy center
- The Central Animal Facility
- Bio-informatics
- The Center for Minimal Invasive Treatment (MITeC)
- Databases and biological banks of cancer patient groups such as PSI and the Comprehensive Cancer Center Netherlands (IKNL)

Education

The Radboud university medical center offers the education in these four programmes:

- BSc, MSc (3300 students Radboudumc)
 - Medicine (240 graduate/year)
 - Biomedical sciences (BMS; 70/year)
 - Dentistry (55/year)
- MSC Molecular Mechanism of Disease (MMD; 24/year)

In the field of oncology the activities are spread in BSc and MSC studies, in different educational blocks. The most successful are the Basic course of Oncology for the 2nd year Medicine students and Cancer research course for the 3rd year of BMS. Further a number of specific topics such as Gene and Immunotherapy, Pathophysiology etc are highlighted in the Master program and in the form of Master classes within the MMD program. Yearly, the Science Day is organized which allows the students of Cancer research to participate and get in touch with young researchers.

For the talented bachelor students the Radboud Honours academy is organized in which Oncology plays an important role.

Radboudumc Centrum voor Oncologie
Geert Grooteplein Zuid 10
P.O. Box 9101
(internal code 824)
6500 HB Nijmegen
The Netherlands

Anadolu Sağlık Merkezi

Anadolu Medical Center

www.anadolusaglik.org

www.anadolumedicalcenter.com

ANADOLU^H

In Affiliation with
JOHNS HOPKINS MEDICINE

Referring Number
ID 98A
Associate Member

ACCREDITATION
AND
DESIGNATION
PROGRAMME

OECE
CANCER CENTRE

Description of the Centre and history

Anadolu Medical Center is a state-of-the art, multispecialty, acute care hospital with an outpatient clinic in Istanbul. Established by the Anadolu Foundation in 2005. Three main characteristics are its non-profit status; unique affiliation with the globally recognized Johns Hopkins Medicine and focus on Oncology.

The Center's affiliation with Johns Hopkins Medicine provides continuous access to the latest innovations, unmatched expertise, technological advancements, and training opportunities to the staff. Anadolu Medical Center is the only hospital in Turkey accredited by Organization of European Cancer Institutes, was also awarded by European Society of Medical Oncology. It has been accredited by Joint Commission International since 2007. For the Person-Centered Care approach, Planetree accredited the Center with Gold Certification in 2018.

Patients received from more than 65 countries. The boutique-style services enable patients to feel welcomed in a foreign country and put them at ease throughout the entire process.

Core facilities

Excellence provided in Oncology including Medical Oncology, Radiation Oncology, Hematological Oncology and Pediatric Oncology.

Bone Marrow Transplantation reached 2.900 transplants between 2010-2021. More than 300 transplants are performed annually. Cancer surgeries are performed by General Surgery, Neurosurgery, Obstetrics & Gynecology, Urology, Orthopedics and ENT. There is a Hybrid OR in use of Neurosurgery. Radiation Oncology has comprehensive experience in Cyberknife Radiosurgery and IMRT. All renewed platforms include Cyberknife M6, Varian Edge and Radixact Tomotherapy. Intraoperative Radiation Therapy (IORT) can also be administered during cancer surgeries.

- Nuclear Medicine has PET-CT Scan, dDual head SPECT camera
- Bone density measurement (DEXA)
- A "gamma probe" used in surgery
- Regional infection diagnosis with labeling of leukocytes at the laboratory
- Urea Breath Test and follow-up of H.pylori infection
- Dual head SPECT camera
- Bone density measurement (DEXA)
- A "gamma probe" used in surgery
- Regional infection diagnosis with labeling of leukocytes at the laboratory.

Urea Breath Test and follow-up of H.pylori infection dual head SPECT camera, bone density measurement (DEXA), a "gamma probe" used in surgery. Radionuclide Therapies such as Gallium-68 PSMA PET-CT, LUTETIUM-PSMA Therapy, Radium Therapy and Actinium Therapy are administered. Pathology works in accordance with an international quality control program (CAP). Surgical pathology and cytopathology samples are accepted.

The Center is also experienced in Molecular Pathology.

Anadolu Sağlık Merkezi

Anadolu Sağlık Merkezi Hastanesi
Cumhuriyet Mahallesi 2255
Sokak No:3
Gebze
41400 Kocaeli
Turkey



Dokuz Eylül Üniversitesi Onkoloji Enstitüsü

Dokuz Eylul University Institute of Oncology

www.deu.edu.tr/onkoloji



Referring Number
ID 30A
Associate Member

Director's foreword

The Institute is a non-profit comprehensive oncology <<http://en.wikipedia.org/wiki/Cancer>> centre, promoting excellence in the prevention, diagnosis and treatment of cancer by developing clinical and scientific research coupled with innovative organisation, education and management. The measures and principles that guide and inspire Institute's staff are: central role of the patient, progression of the quality of care, excellence of service duties, multidisciplinary approaches to clinical problems, development of translational research, basic values and right of human resources, opening to international cooperation.

The Institute is a non-profit comprehensive oncology <<http://en.wikipedia.org/wiki/Cancer>> centre, promoting excellence in the prevention, diagnosis and treatment of cancer by developing clinical and scientific research coupled with innovative organisation, education and management. The measures and principles that guide and inspire Institute's staff are: central role of the patient, progression of the quality of care, excellence of service duties, multidisciplinary approaches to clinical problems, development of translational research, basic values and right of human resources, opening to international cooperation.

Description of the Centre and history

The Institute, one of the three oncology institutes approved by the Council of Ministers, was established in 1992 to realise a unique and innovative model for health and advanced research in oncology in the Aegean Region of Turkey. The Institute is in charge to Dokuz Eylül University Rectorship and integrates prevention and diagnosis, health education and training, research and treatment. The Institute is functioned as an intramural multidisciplinary institute within the auspices of the Dokuz Eylül University Hospital and the Faculty of Medicine. The following services are active:

- Clinical Oncology (Medical oncology, Pediatric oncology, Tumor Pathology, Radiation Oncology)
- Basic Oncology (Etiology of Cancer, Biochemistry of Cancer, Cancer Genetics, Tumor Biology, and Immunology, Experimental Oncology)
- Preventive Oncology (Epidemiology of Cancer, Training and social facilities).

Main research activities

The main purpose is to promote and develop research excellence, also pursues to make contributions to the development of new and better therapies for the treatment of cancer.

Education

Master and postgraduate programs are conducted with a total of 28 PhD and 9 MS positions. Basic Oncology MSc program has been started at 1997, and Basic Oncology PhD program has been started in the 2000 to obtain knowledge on basic and clinical oncology, improve laboratory skills and to create proficiency in planning of research, analysing experimental data, and to report the results in the scientific format.



Dokuz Eylül University Institute of Oncology

Dokuz Eylül University
Institute of Oncology
İnciraltı Kampusu, Balçova
35340 İzmir
Turkey

RE Kavetsky Institute of Experimental Pathology, Oncology and Radiobiology (IEPOR)



Referring Number
ID 38A
Associate Member

of National Academy of Sciences of Ukraine
Інститут експериментальної патології, онкології і радіобіології ім. Р.Є. Кавецького НАН України

www.iepor.site

Director's foreword

IEPOR is aimed at strengthening scientific research in cancer, practical assistance to health care, training qualified oncologists. We combine experimental research with the novel methods designing of diagnosis, treatment, prognosis and their implementation.

Description of the Centre and history

IEPOR was founded in 1960, OECE associated member since 1994, since 1979 issues international journal Experimental Oncology. National scientific school of experimental oncology based on the concept of "Tumor-Host Interaction", formed due to durable Institute's research. We have National Tumor cell lines bank from human and animal tissues

Main research activities

Investigations of tumor cell biology and its microenvironment; molecular-cellular mechanisms of carcinogenesis for developing new methods of diagnosis, prognosis and individualized treatment; studies of molecular aspects of directional transport systems aimed at increasing treatment effectiveness, overcoming chemoresistance; elaboration of methods for early, differential cancer diagnosis; designing new principles and treatment programs, including those based on innovative nanotechnologies principles, construction and design of effective means of chemo- and biotherapy.

Core Facilities

Departments: monitoring of tumor process and therapy design; oncohematology; means and methods of sorption therapy; tumor cells' microenvironment; regulatory mechanisms of tumor cell; biological effects of ionizing and non-ionizing radiation; tumor biochemistry and oncopharmacology.

Education

In cooperation with the Department of Fundamental Medicine of Kyiv National University IEPOR is approved for Bachelors and Masters' education. We are accredited for PhD and Doc Sci education in programs on oncology (biology, medicine).



RE Kavetsky Institute
of Experimental
Pathology, Oncology and
Radiobiology of National
Academy of Sciences of
Ukraine (IEPOR)
Vasylkivska str., 45
3022 Kyiv
Ukraine

The Christie NHS Foundation Trust

www.christie.nhs.uk

Referring Number
ID 52A
Associate Member



The Christie **NHS**
NHS Foundation Trust

Director's foreword

For more than 120 years, The Christie has played a crucial role in advancing cancer treatment and care, with patients at the centre of everything we do. Our vision is to develop as a world leading cancer institute by delivering first class services closer to people's homes, providing treatment in a world class environment, and extending our international programme of research.

Description of the Centre and history

The Christie NHS Foundation Trust is a specialist cancer centre treating over 60,000 patients a year. We were the first hospital in the UK to be invited to join the Organisation of European Cancer Institutes in 2008 and the first UK organisation to be accredited as a comprehensive cancer centre.

Main research activities

The Christie's cancer research in Manchester is rated the best in the UK. We are one of Europe's largest experimental cancer medicine centres and an international leader in research and development. The Christie is part of the Manchester Cancer Research Centre, working with The University of Manchester and Cancer Research UK. The Christie's NIHR Clinical Research Facility is a large, high quality, dedicated clinical research environment where our patients can participate in complex and early phase clinical trials. Around 650 clinical trials may be taking place at any one time.

Core Facilities

The Christie NHS Foundation Trust is:

- The largest provider of radiotherapy in the NHS, including high energy proton beam therapy and MR guided radiotherapy
- Home to the largest chemotherapy unit in the UK, as well as providing treatment at 11 local sites and in patients' homes
- A specialist surgical centre concentrating on rare cancers and complex procedures
- Provides a range of support and diagnostic services

Education


The Christie School of Oncology delivers education to all grades of staff involved in cancer care delivered through multi-professional and interdisciplinary approaches. In developing programmes of activity, The Christie has access to and the support of some of the country's leading experts in cancer care, treatment, and services.



The Christie NHS
Foundation Trust
Wilmslow Road
Withington
Manchester
M20 4BX
United Kingdom

Cancer Research UK Cambridge Centre

www.crukcambridgecentre.org.uk

Referring Number
ID 64A 
Associate Member



CAMBRIDGE
CENTRE

Director's foreword

We unite over 1,200 world-leading scientists, clinicians, nurses, healthcare professionals and industry partners around a common mission to end death and disease caused by cancer through research, treatment and education.

Description of the Centre and history

The CRUK Cambridge Centre is a partnership between CRUK, the University of Cambridge and Cambridge University Hospitals NHS Foundation Trust (Addenbrooke's Hospital). By facilitating multidisciplinary collaborations and driving the translation of new scientific discoveries into clinical applications, we enable patients to benefit from the latest innovations in cancer science. We involve patients and the public at all stages of our work from advising our strategy, to shaping our research and clinical trial proposals, to enrolling on our clinical trials and research studies.

Main research activities

Our research is focused on detecting cancer at its earliest stage and treating it more precisely to improve patient outcomes. We are bringing together multiple, diverse patient data sets and using cutting-edge artificial intelligence and machine learning to analyse treatment response in real-time. This integrated approach will allow us to make the best clinically-informed decisions and to tailor therapy to each patient.

Core facilities

In partnership with Addenbrooke's and the University of Cambridge we are developing the Cambridge Cancer Research Hospital connecting outstanding clinical expertise with world-class science and commercial innovation to personalise treatments and pioneer new care pathways. We are creating a template for embedding early diagnosis and personalised treatment of cancer into health systems around the world.

Education

Our innovative training for graduate students at the University of Cambridge includes fundamental cancer biology, lab skills and clinical placements to help inform their future research.



**Cancer Research UK
Cambridge Centre**
Cancer Research UK
Cambridge Institute
Li Ka Shing Centre
Robinson Way
CB2 0RE Cambridge
United Kingdom

King's Health Partners Integrated Cancer Centre

www.kingshealthpartners.org

Referring Number
ID 75A
Associate Member



An Academic Health Sciences Centre for London

Pioneering better health for all

Director's foreword

Our vision is to provide the very best cancer service to our patients by combining first class clinical care with ground-breaking research and high quality training and development. King's Health Partners Comprehensive Cancer Centre (KHPCCC) is one of the largest provider of NHS-Funded cancer services in London. One of only five Academic Health Sciences Centres (AHSCs) in the United Kingdom, we comprise King's College London, Guy's and St Thomas' NHS Foundation Trust, King's College Hospital NHS Trust and South London and Maudsley NHS Foundation Trust. The Comprehensive Cancer Imaging Centre, the Experimental Cancer Medicine Centre and the Breakthrough Breast Cancer Unit are all based at King's Health Partners. With other London AHSCs, (University College London and Imperial College) we are part of the Francis Crick Institute, an interdisciplinary medical research institute translating basic science for patient benefit. We are also part of the City of London Cancer Centre with QMUL, UCL and the Crick Institute.

Main research activities and education

KHPCCC embraces a multidisciplinary approach to cancer education, which reflects the integration of expertise required to deliver world-class cancer care. Drawing on the facilities available at King's College London, the largest provider of medical education in Europe. The Academic Health Science Centre offers a comprehensive "Bench-to-Bedside" translational research and training programmes in cancer. This is closely linked to our social science, psychology, public health, and global healthcare programmes ensuring the adoption of a holistic approach, and its application on an international scale. To this end we have developed strong research and educational links with our international partners.



**King's Health Partners
Integrated Cancer Centre**
Research Oncology, King's
College London, F03,
Bermondsey Wing,
Guys's Hospital, Great Maze
Pond
SE1 9RT London
United Kingdom

Bệnh viện K

Viet Nam National Cancer Hospital

<http://benhvienk.vn>

Referring Number
ID 123A
Associate Member



Director's foreword

Formerly known as *Institut Curie de L'Indochine* (Curie Institute of Indochina, created in 1923), Vietnam National Cancer Hospital (VNCH) is a leading specialized hospital in its field in the country and in the Indochina region. We found our missions are to i) meet the increasing demand of cancer prevention and treatment of Vietnamese people; ii) become a leading and modernized hospital in the South Est Asian region in terms of early prevention, precise diagnosis and personalized treatment in oncology.

It is an honor for our institute to participate in the OECE, a great community from which we can learn, share and exchange a lot of up-to-date excellences and advances from different countries. We expect to enhance international cooperation to take advantage of the support and learn from the experience of advanced countries in studying cancer treatment and training doctors, particularly with European institutes.

Our motto: "Autonomy - Innovation - Solidarity - Development".

Description of the Centre and history

With about 100 years of creation and 50 years of development, VNCH now has three campuses with modern equipments and 2,400 inpatient beds, on par with those of advanced countries in the region and the world. **In 2020, we have 1,728 well-educated employees and about 400,000 patient visits with high rate of satisfaction (95.6%).**

Main research activities

Our strategy focuses on systematically strengthening cancer performance with three axes (treatment, research and training). Till now, we have deployed more than 60 clinical trials, focusing on common cancers, evaluation of current treatments or application of new interventions/ techniques. We have also developed the initial steps on some up-to-date research trends: biobank, new biomarkers, oncogenetics, application of molecular biology in early diagnosis and treatment, phase I trial, etc.

Core Facilities

Some advances in cancer control:

- Official deployment of PET/CT from 2017
- Application of laparoscopic Surgery 3D or by using Robot DaVinci
- Application VMAT technique, Gamma knife
- Planning to setting up a center of protontherapy and heavy ion beams.



Bệnh viện K

No 30, Cau Buou street, Tan
Trieu Commune, Thanh Tri
District
1000 Hanoi
Viet Nam

OECE
IMPLEMENTING
QUALITY
DRIVING
INTEGRATION
ACHIEVING
COMPREHENSIVENESS



www.oeci.eu
For membership contact:
oeci@oeci.eu